


贝递—同步带专业制造商
Beidi—Professional Manufacturer of Synchronous Belt



宁波贝递同步带有限公司上海办事处
NINGBO BEIDI SYNCHRONOUS BELT CO.,LTD.SHANGHAI BRANCH
地址：上海市漕宝路 77 弄 4 号 201 室
Add:Room 201, No.4 Lane 77,Caobao Road,Shanghai City, China
电话 (Tel) : 021-54484052 64364055
传真 (Fax) : 021-64364055
邮编 (P.C) : 200233

宁波贝递同步带有限公司
NINGBO BEIDI SYNCHRONOUS BELT CO.,LTD.
地址：中国宁波慈溪市龙山镇
Add:Longshan Town,Cixi City,Ningbo,Zhejiang, China
电话 (Tel) : 0574-63781777 63781778
传真 (Fax) : 0574-63783838 63785257
邮编 (P.C) : 315311
E-mail:beidi@chinabeidi.com
<http://www.chinabeidi.com>

TRANSMISSION EXPERT
KEEP STEP WITH
THE WORLD
Edition 5.0

宁波贝递同步带有限公司
NINGBO BEIDI SYNCHRONOUS BELT CO.,LTD.

企业简介 COMPANY BRIEF INTRODUCTION

Beidi—Professional Manufacturer of Synchronous Belt

宁波贝递同步带有限公司成立于1995年，专业致力于同步带传动产品的研发与生产，是中国高品质同步带传动产品的优势制造商之一。

公司位于浙江慈溪市慈东工业开发区，拥有2万多平方米的生产基地和国际领先的制造设备和检测仪器。专业生产橡胶同步带、双面齿同步带、橡胶开口同步带、多楔带、特种带、V带、汽车同步带、PU开口同步带、PU环形接口同步带、同步带轮、齿棒、齿板、涨紧套等系列产品，目前已达到了年产各种同步带500万条，带轮150万只的生产规模。

贝递严格贯彻执行ISO9001国际质量管理体系，从产品设计、选材、到加工，每一细节都精益求精，坚持以市场为导向，以客户为中心，从而使公司生产的同步带、带轮等系列产品处于国内领先地位，产品广泛应用于纺织、机床、烟草、印刷、包装、食品、喷绘、缝制、家电、石油化工、健身器材、雕刻等行业的机械传动中。

公司秉承科技兴业的企业宗旨，发扬坚韧不拔，开拓创新，勇创一流的贝递精神，立足本行，多元发展，以质量管理为根本，以用户满意为宗旨，通过快速反应来满足不断变化的客户需求，通过技术创新、管理创新和高新技术产品的研发，不断提高产品的技术含量和服务质量，努力为全世界客户提供优质的产品和服务。

Founded in 1995, Ningbo Beidi Synchronous Belt Co. Ltd. specializes in researching into, developing and manufacturing synchronous belt drive products. It is one of the advantageous suppliers of high quality synchronous belt drive products in China.

The company is located in East Cixi Industrial Development Zone, Cixi, Ningbo City, Zhejiang Province, China. It owns over 20,000 square meters of manufacture base, the internationally leading manufacture devices and testing facilities. The company professionally manufactures various drive products such as rubber synchronous belt, double-sided gear synchronous belt, rubber open synchronous belt, multi-wedge belt, special belt, V-belt, car synchronous belt, PU open synchronous belt, PU ring interface synchronous belt, synchronous pulley, rack, toothed plate, locking assemblies series etc. At present, the annual productive capacity is 5 million synchronous belts and 1.5 million pulleys with various kinds.

Beidi strictly executes ISO9001 International Quality Supervision System. We keep improving the products in every detail from design, material selection to processing and so on. The company persists in being guided by the markets and centered by the customers' needs. As a result, "Beidi" synchronous belt and pulley series etc. are in the leading position in China. The products are widely applicable for the mechanical drive in the textile, machine tool, tobacco, printing, packing, food, paint-jet, sewing, electrical home appliance, petrochemicals, gym equipments, engraving industries etc.

The company abides by the business objective of "prospering the enterprise by science and technology". We advocate Beidi spirits of "firm and indomitable, developing and innovative, be bold in creating first-class products". Beidi Company has a firm foothold in same industry and carries out the plural developments. The company is based upon the quality supervision and regards "getting maximum satisfaction from vast users" as the purpose. We meet the continuously changing customers' requirements by quick response. We keep enhancing the product technical content and service quality by the technical and managing innovation, R & D of high and new tech products. We try our best to provide the global clients with the superior products and service.


新厂区 New factory zone



TRANSMISSION EXPERT
KEEP STEP WITH
THE WORLD
NINGBO BEIDI SYNCHRONOUS BELT CO.,LTD.



Old factory zone 老厂区



企业制造能力 Business manufacture capacity

规模化的生产基地，国际先进的生产设备和工艺，为贝递搭建了一个强大的产品生产平台，已具备年产各类传动带500万条，各规格带轮150万套的生产能力。

Large-scale manufacture base, the internationally advanced productive devices; craft and technology build up a powerful product manufacture platform for Beidi Company. The company is now equipped with an annual productive capacity of 5 million synchronous belt and 1.5 million pulleys in various specifications and varieties.




品质检测 Quality test



贝递严格执行ISO9001质量认证标准体系，并建立了一套有效的管理系统，从原辅材料进厂检验，工序检验、出厂检验，确保产品质量符合国家标准的要求。

Beidi strictly executes ISO9001 Quality Certification Standard System and establishes a set of the effective managing system. It ensures that raw / auxiliary material in-factory inspection, process inspection, ex-factory inspection accord with the national standard requirements.





贝递产品汇总

Beidi product assembly

专业生产橡胶同步带、橡胶开口同步带、双面齿同步带、多楔带、变速带、V带、汽车同步带、橡胶特种带、PU开口同步带、PU环形同步带、PU接口同步带、PU特种带、同步带轮、多楔带轮、V带轮、齿棒、齿板、涨紧套等产品。

Beidi professionally manufactures rubber synchronous belt, rubber open synchronous belt, double-sided gear synchronous belt, multi-wedge belt, variable speed belt, V-belt, car synchronous belt, rubber special belt, PU open synchronous belt, PU ring synchronous belt, PU interface synchronous belt, PU special belt, synchronous pulley, multi-wedge pulley, V-pulley, rack, toothed plate, locking assemblies etc.



广泛的应用领域

The extensive application fields

贝递同步带、同步带轮等系列产品传动性能优越、传动效率高，速比范围大、传动平稳；广泛应用于机床、包装印刷、纺织机械、电子行业、家用电器、自动门、针织机、喷绘机、绣花机、雕刻机、健身器等行业的机械传动。

Beidi synchronous belt, synchronous pulley series etc. are of the advantageous drive properties, high drive efficiency, large speed ratio range, smooth drive. They are widely applicable for mechanical drive in the machine tool, package printing, textile machinery, electronics, electrical home appliance, automatic door, knitting loom, inkjet printer, embroidery machine, engraving machine, gym equipment industries etc.




产品目录

Product Catalogue



- 09 橡胶同步带
Rubber Synchronous Belt
- 32 双面齿同步带
Double Side Synchronous Belt
- 33 橡胶开口同步带
Rubber Open Timing Belt
- 34 多楔带
Multi-wedge Belt
- 36 汽车同步带
Automotive Timing Belt
- 37 PU同步带
PU Synchronous Belt
- 39 同步带轮
Synchronous Pulley
- 73 齿板
Rack
- 74 齿棒
Rack Lever
- 75 胀紧联结套及锥面紧固
Locking Assemblies and Cone Fastening
- 78 同步带设计资料
Synchronous Belt Design Data
- 99 安装/维护/失效模式及纠正措施
Installation, Maintenance, Failure Mode and Correcting Measures

橡胶同步带 Rubber Synchronous Belt



橡胶同步带 Rubber Synchronous Belt

工业同步带使用原料：采用日本进口优质氯丁胶为主要原料，配入多种不同用途的辅料；骨架材料为日本进口优质玻璃纤维线绳；带齿面采用尼龙66高弹力布做保护。

同步带传动是利用带齿与带轮齿啮合来传递动力的一种新型传动方式。具有准确的同步传动功能，不需要润滑、无滑差、无污染、噪音小；传动效率达0.98，速比范围可达1：10，允许线速可达50m/s，传动率从几百瓦到数千瓦，适宜多轴传动。具有动态屈挠性好，抗龟裂性能好，抗臭氧性能优良，耐热，耐磨等特点。

Industrial synchronous belt applies the superior synthetic neoprene imported from Japan as main raw material. It matches with multiple auxiliary materials with various uses. Skeleton uses the superior glass fiber cord imported from Japan. Tooth face of the belt adopts nylon 66 high spandex for protection.

Synchronous belt drive is a novel drive mode that utilizes pulley gear meshing to transfer motive power. It has accurate synchronous drive function. It needs no lubrication without slip differential nor pollution and with little noise. Drive efficiency reaches to 0.98. Speed ratio range can fulfill 1:10. Allowable linear speed can attain 50m/s. Drive efficiency ranges from several hundred watts to several kilowatts. It suits multi-axial drive. It features as fine dynamic flex resistance, good anti-cracking properties, superior ozone-proof performance, sound heat-resistance and wear-ability etc.

表1 同步带的物理机械性能 Figure1:Physicomechanical Property of Synchronous Belt

项 目 Item	梯形齿 Trapezoid tooth					圆弧形 Arc tooth				
	XL	L	H	XH	XXH	3M	5M	8M	14M	20M
拉伸强度≥Tensile strength(N/mm)	80	120	270	380	450	90	160	300	400	520
参考力伸长率 参考力N Referenceload Elongation at reference load 伸长率Elongation≤%	60	90	220	300	360	70	130	240	320	410
硬 度Hardness(Shore A)	4.0 75±5									
包布粘合强度Adhesion strength of cloth ≥N	5	6.5	8	10	12	-	6	10	12	15
芯绳粘合强度Adhesion strength of core ≥N	200	300	600	800	1500	-	400	700	1200	1600
齿体剪切强度Gear shearing intensity ≥N	50	60	70	75	90	-	50	60	80	100

梯形齿同步带
Trapezoidal toothed synchronous belt

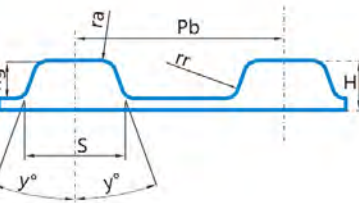


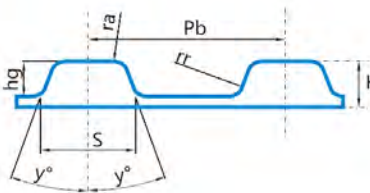
表2：带的齿形尺寸 Figure2:Belt tooth size

型 号 TYPE	节 距 Pitch Pb	齿 形 角 Tooth angle 2y°	齿根厚 Bottom tooth thickness s	齿 高 Tooth height hg	齿根圆角 Fillet 半径r _f	齿顶圆角 Tip 半径r _a	带厚 Belt thickness H	齿数范围 teeth number range	节线长度 pitch length
MXL	2.032	40	1.14	0.51	0.13	0.13	1.14	43~2044	87.38~4153.41
XXL	3.175	50	1.73	0.76	0.20	0.20	1.52	46~124	146.05~393.70
XL	5.080		2.57	1.27	0.38	0.38	2.3	22~510	111.76~2590.80
L	9.525		4.65	1.91	0.51	0.51	3.6	23~530	219.08~5048.25
H	12.700		6.12	2.29	1.02	1.02	4.3	29~440	368.30~5588.00
XH	22.225	40	12.57	6.35	1.57	1.19	11.2	53~220	1177.93~4889.50
XXH	31.750		19.05	9.53	2.29	1.52	15.7	56~144	1778.00~4572.00

橡胶同步带 Rubber Synchronous Belt

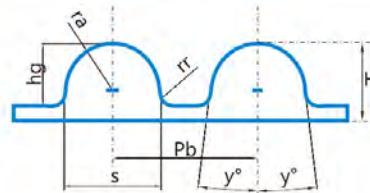
型 号 TYPE	节 距 Pitch Pb	齿 形 角 Tooth angle 2y°	齿根厚 Bottom tooth thickness s	齿 高 Tooth height hg	齿根圆角 Fillet 半径r _f	齿顶圆角 Tip 半径r _a	带厚 Belt thickness H	齿数范围 teeth number range	节线长度 pitch length
T2.5	2.5	40	1.50	0.70	0.2	0.2	1.3	42~312	105.00~780.00
T5	5		2.65	1.20	0.4	0.4	2.2	30~400	150.00~2000.00
T10	10		5.30	2.50	0.6	0.6	4.5	34~536	340.00~5360.00
T20	20		10.15	5.00	0.8	0.8	8.0	61~181	1220.00~3620.00

T形齿同步带
T-toothed synchronous belt



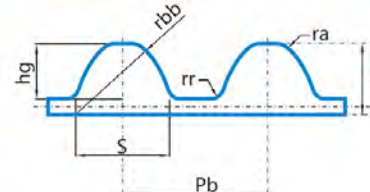
型 号 TYPE	节 距 Pitch Pb	齿 形 角 Tooth angle 2y°	齿根厚 Bottom tooth thickness s	齿 高 Tooth height hg	齿根圆角 Fillet 半径r _f	齿顶圆角 Tip 半径r _a	带厚 Belt thickness H	齿数范围 teeth number range	节线长度 pitch length
3M	3	14	1.78	1.17	0.24-0.3	0.87	2.4	35~1000	105.00~3000.00
5M	5		3.05	2.06	0.40-0.44	1.49	3.8	35~852	175.00~4260.00
8M	8		5.15	3.36	0.64-0.76	2.46	6.0	36~565	288.00~4520.00
14M	14		9.40	6.02	1.20-1.35	4.50	10.0	56~340	784.00~4760.00
20M	20		14.00	8.40	1.77-2.01	6.50	13.20	100~260	2000.00~5200.00

圆弧形同步带
Arc synchronous belt



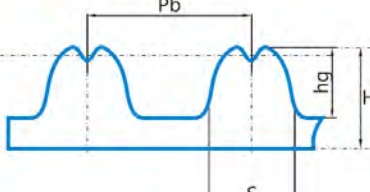
型 号 TYPE	节 距 Pitch Pb	齿根厚 Bottom tooth thickness s	齿 高 Tooth height hg	齿侧圆弧 Fillet radius 半径r _{bb}	齿根圆角 Fillet 半径r _f	齿顶圆角 Tip 半径r _a	带厚 Belt thickness H	齿数范围 teeth number range	节线长度 pitch length
S2M	2	1.3	0.76	1.3	0.2	0.2	1.36	44~1914	88.00~3828.00
S3M	3	1.95	1.14	1.95	0.30	0.30	1.94	41~500	123.00~1500.00
S4.5M	4.5	2.93	1.71	2.93	0.45	0.45	2.81	40~201	180.00~904.50
S5M	5	3.25	1.91	3.25	0.50	0.50	3.41	30~560	150.00~2800.00
S8M	8	5.20	3.05	5.20	0.80	0.80	5.30	53~500	424.00~4000.00
S14M	14	9.10	5.30	9.10	1.40	1.40	10.2	69~322	966.00~4508.00

S齿同步带
S-toothed synchronous belt



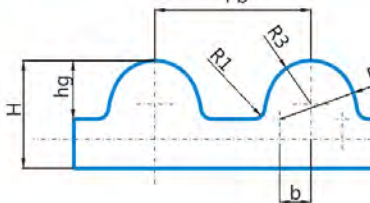
型 号 TYPE	节 距 Pitch Pb	齿根厚 Bottom tooth thickness s	齿 高 Tooth height hg	带厚 Belt thickness H	齿数范围 teeth number range	节线长度 pitch length
P2M	2	1.30	0.73	1.3	56~612	112.00~1224.00
P3M	3	1.95	1.09	1.9	30~621	90.00~1863.00
P5M	5	3.25	1.81	3.6	36~400	180.00~2000.00
P8M	8	5.20	2.90	5.5	40~550	320.00~4400.00
P14M	14	9.50	6.00	10.0	69~327	966.00~4578.00

抛物线同步带
Parabolic synchronous belt



型 号 TYPE	节 距 Pitch Pb	齿 高 Tooth height hg	齿根圆角 Tip 半径R ₁	齿侧圆弧 Fillet radius 半径R ₂	底圆圆弧 Arc bottom 半径R ₃	带厚 Belt thickness b	带厚 Belt thickness H	齿数范围 teeth number range	节线长度 pitch length
G2M	2.0	0.75	0.15	1.00	0.555	0.4	1.38	56~612	112.00~1224.00
G3M	3.0	1.14	0.25	1.52	0.85	0.61	2.40	30~621	90.00~1863.00
G5M	5.0	1.93	0.51	2.54	1.37	1.03	3.80	36~400	180.00~2000.00
Y8M	8.0	3.02	1.08	3.80	2.10	1.43	5.00	40~550	320.00~4400.00

G·Y 齿同步带
G, Y-toothed synchronous belt



MXL同步带 MXL Synchronous Belt

MXL同步带轮请参阅P43 Please refer to P43 for MXL synchronous pulley.



MXL型同步带齿形图
Model MXL synchronous belt tooth figure



表示方法
Representation method

72 MXL 025

带宽代号0.25英寸(6.35mm)
Belt width code 0.25 inch(6.35mm)
型号, 节距2.032mm
Type, pitch 2.032mm
同步带节线长代号, 英制表示
Synchronous belt pitch length code,
inch system

规格 Type	节线长 Pitch length	齿数 Teeth NO.	规格 Type	节线长 Pitch length	齿数 Teeth NO.	规格 Type	节线长 Pitch length	齿数 Teeth NO.
B43MXL	87.38	43	101.5MXL	258.06	127	228MXL	579.12	285
42MXL	107.70	53	102MXL	260.10	128	232MXL	589.28	290
43MXL	109.73	54	104MXL	264.16	130	236MXL	599.44	295
44MXL	111.76	55	105MXL	266.19	131	238MXL	605.54	298
45MXL	113.79	56	106MXL	268.22	132	240MXL	609.60	300
46MXL	117.86	58	107MXL	270.26	133	244MXL	619.76	305
47MXL	119.89	59	107.5MXL	272.29	134	250MXL	633.98	312
48MXL	121.92	60	108MXL	274.32	135	254MXL	646.18	318
49MXL	123.95	61	111MXL	282.45	139	256MXL	650.24	320
49.5MXL	125.98	62	112MXL	284.48	140	258MXL	656.34	323
50MXL	128.02	63	113MXL	288.54	142	259MXL	658.37	324
52MXL	132.08	65	115MXL	292.61	144	261MXL	662.43	326
53MXL	134.11	66	116MXL	294.64	145	262MXL	666.50	328
53.5MXL	136.14	67	117.5MXL	298.70	147	266MXL	676.66	333
54MXL	138.18	68	118MXL	300.74	148	269MXL	682.75	336
56MXL	142.24	70	119MXL	302.77	149	278MXL	705.10	347
57MXL	144.27	71	120MXL	304.80	150	280MXL	711.20	350
58MXL	146.30	72	121MXL	306.83	151	288MXL	731.52	360
58.5MXL	148.34	73	122MXL	310.90	153	290MXL	735.58	362
60MXL	152.40	75	124MXL	314.96	155	292MXL	741.68	365
61MXL	154.43	76	125MXL	316.992	156	297MXL	753.87	371
61.5MXL	156.46	77	126MXL	321.06	158	398MXL	755.90	372
62MXL	158.50	78	128MXL	325.12	160	302MXL	768.10	378
63MXL	160.53	79	129MXL	327.15	161	304MXL	772.16	380
64MXL	162.56	80	130MXL	329.18	162	317.5MXL	806.70	397
65MXL	166.62	82	132MXL	335.28	165	320MXL	812.80	400
66MXL	168.66	83	136MXL	345.44	170	328MXL	833.12	410
68MXL	172.72	85	140MXL	355.60	175	329.5MXL	837.18	412
69MXL	176.78	87	144MXL	365.76	180	330MXL	839.22	413
70MXL	178.82	88	147MXL	373.89	184	344MXL	873.76	430
72MXL	182.88	90	148MXL	375.92	185	352MXL	894.08	440
73MXL	186.94	92	152MXL	386.08	190	362MXL	920.50	453
74MXL	188.98	93	154MXL	390.14	192	374MXL	950.98	468
75MXL	191.01	94	155MXL	394.21	194	378MXL	961.14	473
76MXL	193.04	95	156MXL	396.24	195	386MXL	979.42	482
76.5MXL	195.07	96	160MXL	406.40	200	390MXL	989.58	487
77MXL	197.10	97	162MXL	412.50	203	398MXL	1011.94	498
78MXL	199.14	98	168MXL	426.72	210	403MXL	1024.13	504
79MXL	201.17	99	169MXL	430.78	212	413MXL	1048.51	516
80MXL	203.20	100	172MXL	436.88	215	418MXL	1060.70	522
81MXL	207.26	102	173MXL	438.91	216	426MXL	1081.02	532
82MXL	209.30	103	175MXL	445.01	219	430MXL	1091.18	537
83MXL	211.33	104	179MXL	455.17	224	433MXL	1099.31	541
84MXL	213.36	105	180MXL	457.20	225	456MXL	1158.24	570
85MXL	215.39	106	183MXL	465.33	229	480MXL	1219.20	600
88MXL	223.52	110	185MXL	471.42	232	518MXL	1316.74	648
89MXL	227.58	112	187MXL	475.49	234	608MXL	1544.32	760
90MXL	229.62	113	188MXL	477.52	235	764MXL	1940.56	955
91MXL	231.65	114	189MXL	479.55	236	810MXL	2056.38	1012
92MXL	233.68	115	192MXL	487.68	240	848MXL	2153.92	1060
93MXL	235.71	116	198MXL	503.94	248	910MXL	2310.38	1137
94MXL	239.78	118	200MXL	508.00	250	1000MXL	2540.00	1250
96MXL	243.84	120	205MXL	520.19	256	1141MXL	2897.63	1426
97MXL	245.87	121	208MXL	528.32	260	1170MXL	2972.82	1463
97.5MXL	247.90	122	212MXL	538.48	265	1171MXL	2974.85	1464
98MXL	249.94	123	218MXL	554.74	273	1213MXL	3080.512	1516
100MXL	254.00	125	221MXL	560.83	276	1216MXL	3088.64	1520
101MXL	256.03	126	224MXL	568.96	280	1635MXL	4153.408	2044

XL同步带 XL Synchronous Belt

XL同步带轮请参阅P44 Please refer to P44 for XL synchronous pulley.



XL 型同步带齿形图
Model XL synchronous belt tooth figure



表示方法
Representation method

210 XL 037

带宽代号0.37英寸(9.5mm)
Belt width code 0.37 inch(9.5mm)
型号, 节距5.08mm
Type, pitch 5.08mm
同步带节线长代号, 英制表示
Synchronous belt pitch length code,
inch system

规格 Type	节线长 Pitch length	齿数 Teeth NO.	规格 Type	节线长 Pitch length	齿数 Teeth NO.	规格 Type	节线长 Pitch length	齿数 Teeth NO.
44XL	111.76	22	180XL	457.20	90	332XL	843.28	166
60XL	152.40	30	182XL	462.28	91	334XL	848.36	167
64XL	162.56	32	184XL	467.36	92	336XL	853.44	168
68XL	172.72	34	186XL	472.44	93	340XL	863.60	170
70XL	177.80	35	188XL	477.52	94	344XL	873.76	172
74XL	187.96	37	190XL	482.60	95	348XL	883.92	174
76XL	193.04	38	192XL	487.68	96	350XL	889.00	175
78XL	198.12	39	194XL	492.76	97	352XL	894.08	176
80XL	203.20	40	196XL	497.84	98	356XL	904.24	178
82XL	208.28	41	198XL	502.92	99	360XL	914.40	180
84XL	213.36	42	200XL	508.00	100	364XL	924.56	182
86XL	218.44	43	202XL	513.08	101	370XL	939.80	185
88XL	223.52	44	204XL	518.16	102	372XL	944.88	186
90XL	228.60	45	206XL	523.24	103	376XL	955.04	188
94XL	238.76	47	208XL	528.32	104	380XL	965.20	190
96XL	243.84	48	210XL	533.40	105	382XL	970.28	191
98XL	248.92	49	212XL	538.48	106	384XL	975.36	192
100XL	254.00	50	214XL	543.56	107	390XL	990.60	195
102XL	259.08	51	216XL	548.64	108	392XL	995.68	196
104XL	264.16	52	218XL	553.72	109	396XL	1005.84	198
106XL	269.24	53	220XL	558.80	110	400XL	1016.00	200
108XL	274.32	54	222XL	563.88	111	412XL	1046.48	206
110XL	279.40	55	224XL	568.96	112	414XL	1051.56	207
112XL	284.48	56	226XL	574.04	113	424XL	1076.96	212
114XL	289.56	57	228XL	579.12	114	430XL	1092.20	215
116XL	294.64	58	230XL	584.20	115	432XL	1097.28	216
118XL	299.72	59	234XL	594.36	117	434XL	1102.36	217
120XL	304.80	60	236XL	599.44	118	438XL	1112.52	219
122XL	309.88	61	240XL	609.60	120	450XL	1143.00	225
124XL	314.96	62	244XL	619.76	122	460XL	1168.40	230
126XL	320.04	63	248XL	629.92	124	470XL	1193.80	235
128XL	325.12	64	250XL	635.00	125	480XL	1219.20	240
130XL	330.20	65	254XL	645.16	127	490XL	1244.60	245
132XL	335.28	66	260XL	660.40	130	498XL	1264.92	249
134XL	340.36	67	266XL	675.64	133	506XL	1285.24	253
136XL	345.44	68	268XL	680.72	134	510XL	1295.40	255
138XL	350.52	69	270XL	685.80	135	522XL	1325.88	261
140XL	355.60	70	274XL	695.96	137	564XL	1432.56	282
142XL	360.68	71	276XL	701.04	138	572XL	1452.88	286
144XL	365.76	72	278XL	706.12	139	580XL	1473.20	290
146XL	370.84	73	280XL	711.20	140	592XL	1503.68	296
148XL	375.92	74	282XL	716.28	141	600XL	1524.00	300
150XL	381.00	75	286XL	726.44	143	612XL	1554.48	306
152XL	386.08	76	290XL	736.60	145	630XL	1600.20	315
154XL	391.16	77	296XL	751.84	148	648XL	1645.92	324
156XL	396.24	78	300XL	762.00	150	670XL	1701.80	335
158XL	401.32	79	302XL	767.08	151	672XL	1706.88	336
160XL	406.40	80	304XL	772.16	152	686XL	1742.44	343
162XL	411.48	81	306XL	777.24	153	690XL	1752.60	345
164XL	416.56	82	310XL	787.40	155	700XL	1778.00	350
166XL	421.64	83	312XL	792.48	156	720XL	1828.80	360
168XL	426.72	84	314XL	797.56	157	736XL	1869.44	368
170XL	431.80	85	316XL	802.64	158	828XL	2103.12	414
172XL	436.88	86	320XL	812.80	160	850XL	2159.00	425
174XL	441.96	87	322XL	817.88	161	860XL	2184.40	430
176XL	447.04	88	326XL	828.04	163	884XL	2245.36	442
178XL	452.12	89	330XL	838.20	165	1020XL	2590.80	510

L同步带 L Synchronous Belt

L同步带轮请参阅P45 Please refer to P45 for L synchronous pulley.



L型同步带齿形图
Model L synchronous belt tooth figure



表示方法
Representation method

540 L 050
带宽代号0.50英寸(12.7mm)
Belt width code 0.50 inch(12.7mm)
型号, 节距9.525mm
Type, pitch 9.525mm
同步带节线长代号, 英制表示
Synchronous belt pitch length code,
inch system

规格 Type	节线长 Pitch length	齿数 Teeth NO.	规格 Type	节线长 Pitch length	齿数 Teeth NO.	规格 Type	节线长 Pitch length	齿数 Teeth NO.
86L	219.08	23	275L	695.33	73	514L	1304.93	137
98L	247.65	26	277L	704.85	74	525L	1333.50	140
100L	257.18	27	280L	714.38	75	540L	1371.60	144
109L	276.23	29	285L	723.90	76	548L	1390.65	146
113L	285.75	30	300L	762.00	80	550L	1400.18	147
120L	304.80	32	304L	771.53	81	555L	1409.70	148
124L	314.33	33	310L	790.58	83	560L	1419.23	149
130L	333.38	35	315L	800.10	84	570L	1447.80	152
135L	342.90	36	319L	809.63	85	574L	1457.33	153
143L	361.95	38	322L	819.15	86	581L	1476.38	155
150L	381.00	40	328L	828.68	87	585L	1485.90	156
154L	390.53	41	330L	838.20	88	600L	1524.00	160
158L	400.05	42	334L	847.73	89	605L	1533.53	161
161L	409.58	43	337L	857.25	90	619L	1571.63	165
165L	419.10	44	341L	866.78	91	630L	1600.20	168
169L	428.63	45	345L	876.30	92	640L	1628.78	171
173L	438.15	46	352L	895.35	94	653L	1657.35	174
177L	447.68	47	355L	904.88	95	660L	1676.40	176
180L	457.20	48	360L	914.40	96	675L	1714.50	180
185L	466.73	49	367L	933.45	98	694L	1762.13	185
187L	476.25	50	375L	952.50	100	697L	1771.65	186
191L	485.78	51	382L	971.55	102	701L	1781.18	187
195L	495.30	52	390L	990.60	104	720L	1828.80	192
198L	504.83	53	394L	1000.13	105	728L	1847.85	194
203L	514.35	54	397L	1009.65	106	731L	1857.38	195
206L	523.88	55	400L	1019.18	107	739L	1876.43	197
210L	533.40	56	405L	1028.70	108	765L	1943.10	204
217L	552.45	58	408L	1038.23	109	769L	1952.63	205
220L	561.98	59	412L	1047.75	110	788L	2000.25	210
225L	571.50	60	420L	1066.80	112	791L	2009.78	211
230L	581.03	61	427L	1085.85	114	817L	2076.45	218
232L	590.55	62	435L	1104.90	116	863L	2190.75	230
236L	600.08	63	439L	1114.43	117	874L	2219.33	233
240L	609.60	64	442L	1123.95	118	900L	2286.00	240
244L	619.13	65	450L	1143.00	120	915L	2324.10	244
248L	628.65	66	453L	1152.53	121	938L	2381.25	250
250L	638.18	67	457L	1162.05	122	994L	2524.13	265
255L	647.70	68	465L	1181.10	124	1043L	2647.95	278
258L	657.23	69	480L	1219.20	128	1148L	2914.65	306
263L	666.75	70	495L	1257.30	132	1200L	3048.00	320
265L	676.28	71	500L	1266.83	133	1988L	5048.25	530
270L	685.80	72	510L	1295.40	136			

H同步带 H Synchronous Belt

H同步带轮请参阅P46 Please refer to P46 for H synchronous pulley.



H型同步带齿形图
Model H synchronous belt tooth figure



表示方法
Representation method

330 H 100
带宽代号1.00英寸(25.4mm)
Belt width code 1.00 inch(25.4mm)
型号, 节距12.70mm
Type, pitch 12.70mm
同步带节线长代号, 英制表示
Synchronous belt pitch length code,
inch system

规格 Type	节线长 Pitch length	齿数 Teeth NO.	规格 Type	节线长 Pitch length	齿数 Teeth NO.	规格 Type	节线长 Pitch length	齿数 Teeth NO.
145H	368.30	29	465H	1181.10	93	830H	2108.20	166
185H	469.90	37	470H	1193.80	94	840H	2133.60	168
200H	508.00	40	480H	1219.20	96	850H	2159.00	170
205H	520.70	41	485H	1231.90	97	860H	2184.40	172
210H	533.40	42	490H	1244.60	98	870H	2209.80	174
220H	558.80	44	495H	1257.30	99	880H	2235.20	176
225H	571.50	45	500H	1270.00	100	885H	2247.90	177
230H	584.20	46	510H	1295.40	102	900H	2286.00	180
240H	609.60	48	515H	1308.10	103	950H	2413.00	190
250H	635.00	50	520H	1320.80	104	960H	2438.40	192
255H	647.70	51	525H	1333.50	105	980H	2489.20	196
260H	660.40	52	530H	1346.20	106	985H	2501.90	197
270H	685.80	54	540H	1371.60	108	1000H	2540.00	200
280H	711.20	56	550H	1397.00	110	1020H	2590.80	204
285H	723.90	57	555H	1409.70	111	1050H	2667.00	210
290H	736.60	58	560H	1422.40	112	1070H	2717.80	214
300H	762.00	60	570H	1447.80	114	1100H	2794.00	220
305H	774.70	61	580H	1473.20	116	1120H	2844.80	224
310H	787.40	62	585H	1485.90	117	1130H	2870.20	226
315H	800.10	63	590H	1498.60	118	1135H	2882.90	227
320H	812.80	64	600H	1524.00	120	1140H	2895.60	228
325H	825.50	65	605H	1536.70	121	1150H	2921.00	230
330H	838.20	66	610H	1549.40	122	1155H	2933.70	231
335H	850.90	67	615H	1562.10	123	1160H	2946.40	232
340H	863.60	68	620H	1574.80	124	1180H	2997.20	236
345H	876.30	69	625H	1587.50	125	1200H	3048.00	240
350H	889.00	70	630H	1600.20	126	1240H	3149.60	248
360H	914.40	72	640H	1625.60	128	1250H	3175.00	250
365H	927.10	73	645H	1638.30	129	1260H	3200.40	252
370H	939.80	74	650H	1651.00	130	1270H	3225.80	254
375H	952.50	75	660H	1676.40	132	1285H	3263.90	257
380H	965.20	76	670H	1701.80	134	1325H	3365.50	265
385H	977.90	77	680H	1727.20	136	1350H	3429.00	270
390H	990.60	78	700H	1778.00	140	1360H	3454.40	272
395H	1003.30	79	705H	1790.70	141	1400H	3556.00	280
400H	1016.00	80	710H	1803.40	142	1450H	3683.00	290
405H	1028.70	81	720H	1828.80	144	1460H	3708.40	292
410H	1041.40	82	725H	1841.50	145	1500H	3810.00	300
415H	1054.10	83	730H	1854.20	146	1550H	3937.00	310
420H	1066.80	84	740H	1879.60	148	1560H	3962.40	312
425H	1079.50	85	750H	1905.00	150	1600H	4064.00	320
430H	1092.20	86	760H	1930.40	152	1630H	4140.20	326
435H	1104.90	87	770H	1955.80	154	1700H	4318.00	340
440H	1117.60	88	780H	1981.20	156	1800H	4572.00	360
445H	1130.30	89	800H	2032.00	160	1850H	4699.00	370
450H	1143.00	90	810H	2057.40	162	1900H	4826.00	380
460H	1168.40	92	820H	2082.80	164	2200H	5588.00	440

XH同步带 XH Synchronous Belt

XH 同步带轮请参阅P47 Please refer to P47 for XH synchronous pulley.



XH型同步带齿形图
Model XH synchronous belt tooth figure



表示方法
Representation method

560 XH 250
带宽代号2.5英寸(63.5mm)
Belt width code 0.50 inch(12.7mm)
型号, 节距22.225mm
Type, pitch 22.225mm
同步带节线长代号, 英制表示
Synchronous belt pitch length code,
inch system

规格 Type	节线长 Pitch length	齿数 Teeth NO.	规格 Type	节线长 Pitch length	齿数 Teeth NO.	规格 Type	节线长 Pitch length	齿数 Teeth NO.
463XH	1177.93	53	735XH	1866.90	84	1000XH	2533.65	114
473XH	1200.15	54	752XH	1911.35	86	1120XH	2844.80	128
508XH	1289.05	58	770XH	1955.80	88	1260XH	3200.40	144
560XH	1422.40	64	800XH	2022.48	91	1400XH	3556.00	160
570XH	1444.63	65	823XH	2089.15	94	1540XH	3911.60	176
580XH	1466.85	66	840XH	2133.60	96	1575XH	4000.50	180
620XH	1577.98	71	927XH	2355.85	106	1750XH	4445.00	200
630XH	1600.20	72	963XH	2444.75	110	1873XH	4756.15	214
700XH	1778.00	80	980XH	2489.20	112	1925XH	4889.50	220




XXH同步带 XXH Synchronous Belt

XXH 同步带轮请参阅P48 Please refer to P48 for XXH synchronous pulley.



XXH型同步带齿形图
Model XXH synchronous belt tooth figure



表示方法
Representation method

700 XXH 400
带宽代号4.0英寸(101.60mm)
Belt width code 4.0 inch(101.60mm)
型号, 节距31.75mm
Type, pitch 31.75mm
同步带节线长代号, 英制表示
Synchronous belt pitch length code,
inch system

规格 Type	节线长 Pitch length	齿数 Teeth NO.	规格 Type	节线长 Pitch length	齿数 Teeth NO.	规格 Type	节线长 Pitch length	齿数 Teeth NO.
700XXH	1778.00	56	1063XXH	2698.75	85	1600XXH	4064.00	128
800XXH	2032.00	64	1200XXH	3048.00	96	1700XXH	4318.00	136
900XXH	2286.00	72	1400XXH	3556.00	112	1800XXH	4572.00	144
1000XXH	2540.00	80	1563XXH	3968.75	125			

T2.5同步带 T2.5 Synchronous Belt

T2.5 同步带轮请参阅P49 Please refer to P49 for T2.5 synchronous pulley.



T2.5型同步带齿形图
Model T2.5 synchronous belt tooth figure



表示方法
Representation method

T2.5 x 160 x 6
带宽代号6.00mm
Belt width code 6.00mm
同步带节线长160mm
Synchronous belt pitch length 160mm
型号, 节距2.50mm
Type, Pitch 2.50mm

规格 Type	节线长 Pitch length	齿数 Teeth NO.	规格 Type	节线长 Pitch length	齿数 Teeth NO.	规格 Type	节线长 Pitch length	齿数 Teeth NO.
T2.5 x 105	105.00	42	T2.5 x 265	265.00	106	T2.5 x 420	420.00	168
T2.5 x 130	130.00	52	T2.5 x 272.5	272.50	109	T2.5 x 480	480.00	192
T2.5 x 145	145.00	58	T2.5 x 275	275.00	110	T2.5 x 500	500.00	200
T2.5 x 157.5	157.50	63	T2.5 x 285	285.00	114	T2.5 x 512.5	512.50	205
T2.5 x 160	160.00	64	T2.5 x 305	305.00	122	T2.5 x 580	580.00	232
T2.5 x 172.5	172.50	69	T2.5 x 330	330.00	132	T2.5 x 620	620.00	248
T2.5 x 200	200.00	80	T2.5 x 335	335.00	134	T2.5 x 625	625.00	250
T2.5 x 230	230.00	92	T2.5 x 355	355.00	142	T2.5 x 690	690.00	276
T2.5 x 245	245.00	98	T2.5 x 380	380.00	152	T2.5 x 780	780.00	312

T5同步带 T5 Synchronous Belt

T5 同步带轮请参阅P50 Please refer to P50 for T5 synchronous pulley.



T5型同步带齿形图
Model T5 synchronous belt tooth figure



表示方法
Representation method

T5 x 350 x 9
带宽代号9.00mm
Belt width code 9.00mm
同步带节线长350mm
Synchronous belt pitch length 160mm
型号, 节距5.0mm
Type, Pitch 5.0mm

规格 Type	节线长 Pitch length	齿数 Teeth NO.	规格 Type	节线长 Pitch length	齿数 Teeth NO.	规格 Type	节线长 Pitch length	齿数 Teeth NO.
T5 x 150	150.00	30	T5 x 425	425.00	85	T5 x 740	740.00	148
T5 x 165	165.00	33	T5 x 435	435.00	87	T5 x 750	750.00	150
T5 x 185	185.00	37	T5 x 450	450.00	90	T5 x 755	755.00	151
T5 x 200	200.00	40	T5 x 455	455.00	91	T5 x 780	780.00	156
T5 x 210	210.00	42	T5 x 460	460.00	92	T5 x 800	800.00	160
T5 x 215	215.00	43	T5 x 470	470.00	94	T5 x 810	810.00	162
T5 x 220	220.00	44	T5 x 475	475.00	95	T5 x 815	815.00	163
T5 x 225	225.00	45	T5 x 480	480.00	96	T5 x 840	840.00	168
T5 x 240	240.00	48	T5 x 500	500.00	100	T5 x 850	850.00	170
T5 x 245	245.00	49	T5 x 510	510.00	102	T5 x 860	860.00	172
T5 x 250	250.00	50	T5 x 525	525.00	105	T5 x 880	880.00	176
T5 x 255	255.00	51	T5 x 530	530.00	106	T5 x 900	900.00	180
T5 x 260	260.00	52	T5 x 545	545.00	109	T5 x 990	990.00	198
T5 x 270	270.00	54	T5 x 550	550.00	110	T5 x 1000	1000.00	200
T5 x 275	275.00	55	T5 x 560	560.00	112	T5 x 1035	1035.00	207
T5 x 280	280.00	56	T5 x 575	575.00	115	T5 x 1050	1050.00	210
T5 x 295	295.00	59	T5 x 590	590.00	118	T5 x 1075	1075.00	215
T5 x 300	300.00	60	T5 x 600	600.00	120	T5 x 1100	1100.00	220
T5 x 305	305.00	61	T5 x 610	610.00	122	T5 x 1200	1200.00	240
T5 x 310	310.00	62	T5 x 620	620.00	124	T5 x 1215	1215.00	243
T5 x 320	320.00	64	T5 x 625	625.00	125	T5 x 1270	1270.00	254
T5 x 325	325.00	65	T5 x 630	630.00	126	T5 x 1380	1380.00	276
T5 x 330	330.00	66	T5 x 635	635.00	127	T5 x 1420	1420.00	284
T5 x 340	340.00	68	T5 x 650	650.00	130	T5 x 1630	1630.00	326
T5 x 350	350.00	70	T5 x 670	670.00	134	T5 x 1740	1740.00	348
T5 x 355	355.00	71	T5 x 675	675.00	135	T5 x 1780	1780.00	356
T5 x 365	365.00	73	T5 x 690	690.00	138	T5 x 1800	1800.00	360
T5 x 375	375.00	75	T5 x 700	700.00	140	T5 x 1905	1905.00	381
T5 x 390	390.00	78	T5 x 705	705.00	141	T5 x 1960	1960.00	392
T5 x 400	400.00	80	T5 x 710	710.00	142	T5 x 2000	2000.00	400
T5 x 410	410.00	82	T5 x 720	720.00	144			
T5 x 420	420.00	84	T5 x 725	725.00	145			

T10同步带 T10 Synchronous Belt

T10 同步带轮请参阅P51 Please refer to P51 for T10 synchronous pulley.



T10型同步带齿形图
Model T10 synchronous belt tooth figure



表示方法
Representation method

T10x1000x 20
带宽代号20mm
Belt width code 20mm
同步带节线长1000mm
Synchronous belt pitch length 1000mm
型号, 节距10mm
Type, Pitch 10mm

规格 Type	节线长 Pitch length	齿数 Teeth NO.	规格 Type	节线长 Pitch length	齿数 Teeth NO.	规格 Type	节线长 Pitch length	齿数 Teeth NO.
T10x340	340.00	34	T10x1040	1040.00	104	T10x1750	1750.00	175
T10x400	400.00	40	T10x1050	1050.00	105	T10x1780	1780.00	178
T10x410	410.00	41	T10x1080	1080.00	108	T10x1800	1800.00	180
T10x440	440.00	44	T10x1100	1100.00	110	T10x1860	1860.00	186
T10x460	460.00	46	T10x1110	1110.00	111	T10x1880	1880.00	188
T10x480	480.00	48	T10x1120	1120.00	112	T10x1980	1980.00	198
T10x500	500.00	50	T10x1140	1140.00	114	T10x2020	2020.00	202
T10x550	550.00	55	T10x1150	1150.00	115	T10x2100	2100.00	210
T10x560	560.00	56	T10x1200	1200.00	120	T10x2200	2200.00	220
T10x570	570.00	57	T10x1210	1210.00	121	T10x2250	2250.00	225
T10x600	600.00	60	T10x1240	1240.00	124	T10x2300	2300.00	230
T10x630	630.00	63	T10x1250	1250.00	125	T10x2360	2360.00	236
T10x650	650.00	65	T10x1280	1280.00	128	T10x2380	2380.00	238
T10x660	660.00	66	T10x1300	1300.00	130	T10x2480	2480.00	248
T10x690	690.00	69	T10x1320	1320.00	132	T10x2500	2500.00	250
T10x700	700.00	70	T10x1350	1350.00	135	T10x2550	2550.00	255
T10x750	750.00	75	T10x1390	1390.00	139	T10x2580	2580.00	258
T10x780	780.00	78	T10x1400	1400.00	140	T10x2800	2800.00	280
T10x800	800.00	80	T10x1420	1420.00	142	T10x2880	2880.00	288
T10x810	810.00	81	T10x1440	1440.00	144	T10x3000	3000.00	300
T10x840	840.00	84	T10x1460	1460.00	146	T10x3300	3300.00	330
T10x850	850.00	85	T10x1480	1480.00	148	T10x3500	3500.00	350
T10x870	870.00	87	T10x1500	1500.00	150	T10x3600	3600.00	360
T10x880	880.00	88	T10x1560	1560.00	156	T10x3680	3680.00	368
T10x890	890.00	89	T10x1600	1600.00	160	T10x4280	4280.00	428
T10x900	900.00	90	T10x1610	1610.00	161	T10x4650	4650.00	465
T10x950	950.00	95	T10x1630	1630.00	163	T10x4680	4680.00	468
T10x980	980.00	98	T10x1640	1640.00	164	T10x5060	5060.00	506
T10x1000	1000.00	100	T10x1700	1700.00	170	T10x5360	5360.00	536
T10x1010	1010.00	101	T10x1720	1720.00	172			

T20同步带 T20 Synchronous Belt

T20 同步带轮请参阅P52 Please refer to P52 for T20 synchronous pulley.



T20型同步带齿形图
Model T20 synchronous belt tooth figure



表示方法
Representation method

T20x2200x75
带宽代号75mm
Belt width code 75mm
同步带节线长2200mm
Synchronous belt pitch length 2200mm
型号, 节距20mm
Type, Pitch 20mm

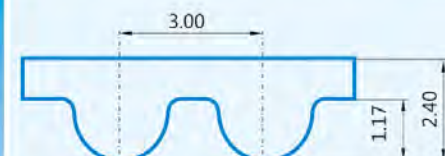
规格 Type	节线长 Pitch length	齿数 Teeth NO.	规格 Type	节线长 Pitch length	齿数 Teeth NO.	规格 Type	节线长 Pitch length	齿数 Teeth NO.
T20x1220	1220.00	61	T20x1680	1680.00	84	T20x2240	2240.00	112
T20x1240	1240.00	62	T20x1700	1700.00	85	T20x2600	2600.00	130
T20x1260	1260.00	63	T20x1760	1760.00	88	T20x2720	2720.00	136
T20x1280	1280.00	64	T20x1780	1780.00	89	T20x2760	2760.00	138
T20x1320	1320.00	66	T20x1880	1880.00	94	T20x3100	3100.00	155
T20x1460	1460.00	73	T20x2200	2200.00	110	T20x3620	3620.00	181

3M同步带 3M Synchronous Belt

3M同步带轮请参阅P55 Please refer to P55 for 3M synchronous pulley.



3M型同步带齿形图
Model 3M synchronous belt tooth figure




表示方法
Representation method

240-3M-09
带宽代号9.0mm
Belt width code 9.0mm
型号, 节距3.00mm
Type, Pitch 3.00mm
同步带节线长240mm
Synchronous belt pitch length 240mm

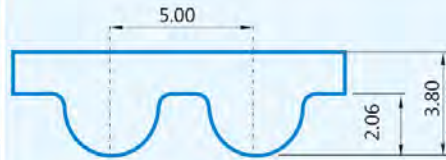
规格 Type	节线长 Pitch length	齿数 Teeth NO.	规格 Type	节线长 Pitch length	齿数 Teeth NO.	规格 Type	节线长 Pitch length	齿数 Teeth NO.
105-3M	105.00	35	297-3M	297.00	99	543-3M	543.00	181
108-3M	108.00	36	300-3M	300.00	100	546-3M	546.00	182
111-3M	111.00	37	306-3M	306.00	102	549-3M	549.00	183
120-3M	120.00	40	309-3M	309.00	103	552-3M	552.00	184
123-3M	123.00	41	312-3M	312.00	104	555-3M	555.00	185
126-3M	126.00	42	315-3M	315.00	105	558-3M	558.00	186
129-3M	129.00	43	318-3M	318.00	106	564-3M	564.00	188
132-3M	132.00	44	321-3M	321.00	107	576-3M	576.00	192
135-3M	135.00	45	324-3M	324.00	108	579-3M	579.00	193
141-3M	141.00	47	327-3M	327.00	109	582-3M	582.00	194
144-3M	144.00	48	330-3M	330.00	110	588-3M	588.00	196
147-3M	147.00	49	333-3M	333.00	111	591-3M	591.00	197
150-3M	150.00	50	336-3M	336.00	112	597-3M	597.00	199
153-3M	153.00	51	339-3M	339.00	113	600-3M	600.00	200
156-3M	156.00	52	345-3M	345.00	115	603-3M	603.00	201
159-3M	159.00	53	348-3M	348.00	116	606-3M	606.00	202
162-3M	162.00	54	351-3M	351.00	117	609-3M	609.00	203
165-3M	165.00	55	354-3M	354.00	118	612-3M	612.00	204
168-3M	168.00	56	357-3M	357.00	119	633-3M	633.00	211
171-3M	171.00	57	360-3M	360.00	120	648-3M	648.00	216
174-3M	174.00	58	363-3M	363.00	121	654-3M	654.00	218
177-3M	177.00	59	366-3M	366.00	122	669-3M	669.00	223
180-3M	180.00	60	369-3M	369.00	123	675-3M	675.00	225
186-3M	186.00	62	375-3M	375.00	125	687-3M	687.00	229
189-3M	189.00	63	381-3M	381.00	127	696-3M	696.00	232
192-3M	192.00	64	384-3M	384.00	128	699-3M	699.00	233
195-3M	195.00	65	390-3M	390.00	130	708-3M	708.00	236
198-3M	198.00	66	393-3M	393.00	131	711-3M	711.00	237
201-3M	201.00	67	399-3M	399.00	133	738-3M	738.00	246
204-3M	204.00	68	402-3M	402.00	134	750-3M	750.00	250
207-3M	207.00	69	405-3M	405.00	135	753-3M	753.00	251
210-3M	210.00	70	408-3M	408.00	136	768-3M	768.00	256
213-3M	213.00	71	411-3M	411.00	137	789-3M	789.00	263
216-3M	216.00	72	420-3M	420.00	140	801-3M	801.00	267
219-3M	219.00	73	423-3M	423.00	141	804-3M	804.00	268
222-3M	222.00	74	426-3M	426.00	142	813-3M	813.00	271
225-3M	225.00	75	432-3M	432.00	144	825-3M	825.00	275
228-3M	228.00	76	435-3M	435.00	145	843-3M	843.00	281
234-3M	234.00	78	438-3M	438.00	146	900-3M	900.00	300
237-3M	237.00	79	447-3M	447.00	149	939-3M	939.00	313
240-3M	240.00	80	450-3M	450.00	150	960-3M	960.00	320
243-3M	243.00	81	453-3M	453.00	151	1002-3M	1002.00	334
246-3M	246.00	82	459-3M	459.00	153	1068-3M	1068.00	356
249-3M	249.00	83	462-3M	462.00	154	1125-3M	1125.00	375
252-3M	252.00	84	468-3M	468.00	156	1200-3M	1200.00	400
255-3M	255.00	85	474-3M	474.00	158	1263-3M	1263.00	421
258-3M	258.00	86	477-3M	477.00	159	1335-3M	1335.00	445
261-3M	261.00	87	480-3M	480.00	160	1344-3M	1344.00	448
264-3M	264.00	88	483-3M	483.00	161	1374-3M	1374.00	458
267-3M	267.00	89	486-3M	486.00	162	1569-3M	1569.00	523
270-3M	270.00	90	492-3M	492.00	164	1800-3M	1800.00	600
273-3M	273.00	91	495-3M	495.00	165	1863-3M	1863.00	621
276-3M	276.00	92	501-3M	501.00	167	2040-3M	2040.00	680
279-3M	279.00	93	513-3M	513.00	171	2388-3M	2388.00	796
282-3M	282.00	94	519-3M	519.00	173	2640-3M	2640.00	880
285-3M	285.00	95	522-3M	522.00	174	3000-3M	3000.00	1000
288-3M	288.00	96	525-3M	525.00	175	3600-3M	3600.00	1200
291-3M	291.00	97	531-3M	531.00	177	4698-3M	4698.00	1566
294-3M	294.00	98	537-3M	537.00	179	5100-3M	5100.00	1700

5M同步带 5M Synchronous Belt

5M同步带轮请参阅P56 Please refer to P56 for 5M synchronous pulley.



5M型同步带齿形图
Model 5M synchronous belt tooth figure



表示方法
Representation method



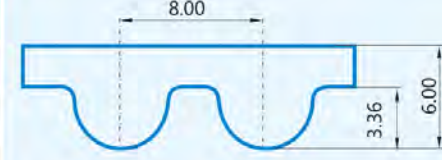
规格 Type	节线长 Pitch length	齿数 Teeth NO.	规格 Type	节线长 Pitch length	齿数 Teeth NO.	规格 Type	节线长 Pitch length	齿数 Teeth NO.
175-5M	175.00	35	560-5M	560.00	112	960-5M	960.00	192
180-5M	180.00	36	565-5M	565.00	113	965-5M	965.00	193
200-5M	200.00	40	570-5M	570.00	114	975-5M	975.00	195
210-5M	210.00	42	575-5M	575.00	115	980-5M	980.00	196
215-5M	215.00	43	580-5M	580.00	116	985-5M	985.00	197
225-5M	225.00	45	585-5M	585.00	117	1000-5M	1000.00	200
230-5M	230.00	46	590-5M	590.00	118	1015-5M	1015.00	203
235-5M	235.00	47	595-5M	595.00	119	1025-5M	1025.00	205
245-5M	245.00	49	600-5M	600.00	120	1035-5M	1035.00	207
250-5M	250.00	50	605-5M	605.00	121	1050-5M	1050.00	210
255-5M	255.00	51	610-5M	610.00	122	1080-5M	1080.00	216
260-5M	260.00	52	615-5M	615.00	123	1100-5M	1100.00	220
265-5M	265.00	53	620-5M	620.00	124	1125-5M	1125.00	225
270-5M	270.00	54	625-5M	625.00	125	1135-5M	1135.00	227
275-5M	275.00	55	630-5M	630.00	126	1145-5M	1145.00	229
280-5M	280.00	56	635-5M	635.00	127	1150-5M	1150.00	230
285-5M	285.00	57	640-5M	640.00	128	1160-5M	1160.00	232
295-5M	295.00	59	645-5M	645.00	129	1175-5M	1175.00	235
300-5M	300.00	60	650-5M	650.00	130	1180-5M	1180.00	236
305-5M	305.00	61	655-5M	655.00	131	1190-5M	1190.00	238
310-5M	310.00	62	665-5M	665.00	133	1195-5M	1195.00	239
320-5M	320.00	64	670-5M	670.00	134	1200-5M	1200.00	240
325-5M	325.00	65	675-5M	675.00	135	1210-5M	1210.00	242
330-5M	330.00	66	680-5M	680.00	136	1225-5M	1225.00	245
335-5M	335.00	67	685-5M	685.00	137	1250-5M	1250.00	250
340-5M	340.00	68	690-5M	690.00	138	1270-5M	1270.00	254
345-5M	345.00	69	695-5M	695.00	139	1295-5M	1295.00	259
350-5M	350.00	70	700-5M	700.00	140	1340-5M	1340.00	268
355-5M	355.00	71	710-5M	710.00	142	1350-5M	1350.00	270
360-5M	360.00	72	715-5M	715.00	143	1380-5M	1380.00	276
365-5M	365.00	73	720-5M	720.00	144	1400-5M	1400.00	280
370-5M	370.00	74	725-5M	725.00	145	1420-5M	1420.00	284
375-5M	375.00	75	730-5M	730.00	146	1455-5M	1455.00	291
380-5M	380.00	76	740-5M	740.00	148	1490-5M	1490.00	298
385-5M	385.00	77	745-5M	745.00	149	1500-5M	1500.00	300
390-5M	390.00	78	750-5M	750.00	150	1520-5M	1520.00	304
400-5M	400.00	80	755-5M	755.00	151	1530-5M	1530.00	306
405-5M	405.00	81	760-5M	760.00	152	1540-5M	1540.00	308
410-5M	410.00	82	765-5M	765.00	153	1575-5M	1575.00	315
420-5M	420.00	84	770-5M	770.00	154	1595-5M	1595.00	319
425-5M	425.00	85	775-5M	775.00	155	1635-5M	1635.00	327
430-5M	430.00	86	780-5M	780.00	156	1690-5M	1690.00	338
435-5M	435.00	87	790-5M	790.00	158	1700-5M	1700.00	340
440-5M	440.00	88	800-5M	800.00	160	1720-5M	1720.00	344
450-5M	450.00	90	810-5M	810.00	162	1760-5M	1760.00	352
460-5M	460.00	92	815-5M	815.00	163	1800-5M	1800.00	360
465-5M	465.00	93	825-5M	825.00	165	1870-5M	1870.00	374
470-5M	470.00	94	830-5M	830.00	166	1895-5M	1895.00	379
475-5M	475.00	95	835-5M	835.00	167	1945-5M	1945.00	389
480-5M	480.00	96	845-5M	845.00	169	2000-5M	2000.00	400
490-5M	490.00	98	850-5M	850.00	170	2050-5M	2050.00	410
495-5M	495.00	99	860-5M	860.00	172	2100-5M	2100.00	420
500-5M	500.00	100	870-5M	870.00	174	2250-5M	2250.00	450
505-5M	505.00	101	890-5M	890.00	178	2350-5M	2350.00	470
510-5M	510.00	102	900-5M	900.00	180	2500-5M	2500.00	500
515-5M	515.00	103	920-5M	920.00	184	2525-5M	2525.00	505
520-5M	520.00	104	925-5M	925.00	185	2650-5M	2650.00	530
525-5M	525.00	105	930-5M	930.00	186	3255-5M	3255.00	651
530-5M	530.00	106	935-5M	935.00	187	3750-5M	3750.00	750
535-5M	535.00	107	940-5M	940.00	188	3770-5M	3770.00	754
540-5M	540.00	108	950-5M	950.00	190	4260-5M	4260.00	852
550-5M	550.00	110	955-5M	955.00	191			

8M同步带 8M Synchronous Belt

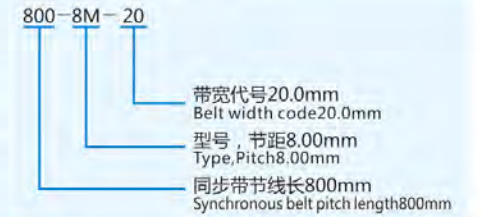
8M同步带轮请参阅P57 Please refer to P57 for 8M synchronous pulley.



8M型同步带齿形图
Model 8M synchronous belt tooth figure



表示方法
Representation method



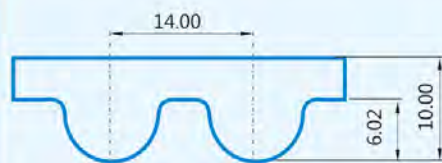
规格 Type	节线长 Pitch length	齿数 Teeth NO.	规格 Type	节线长 Pitch length	齿数 Teeth NO.	规格 Type	节线长 Pitch length	齿数 Teeth NO.
288-8M	288.00	36	1008-8M	1008.00	126	1728-8M	1728.00	216
320-8M	320.00	40	1016-8M	1016.00	127	1760-8M	1760.00	220
336-8M	336.00	42	1032-8M	1032.00	129	1768-8M	1768.00	221
352-8M	352.00	44	1040-8M	1040.00	130	1776-8M	1776.00	222
368-8M	368.00	46	1048-8M	1048.00	131	1784-8M	1784.00	223
376-8M	376.00	47	1056-8M	1056.00	132	1792-8M	1792.00	224
384-8M	384.00	48	1064-8M	1064.00	133	1800-8M	1800.00	225
400-8M	400.00	50	1072-8M	1072.00	134	1824-8M	1824.00	228
416-8M	416.00	52	1080-8M	1080.00	135	1840-8M	1840.00	230
424-8M	424.00	53	1088-8M	1088.00	136	1848-8M	1848.00	231
440-8M	440.00	55	1096-8M	1096.00	137	1856-8M	1856.00	232
448-8M	448.00	56	1104-8M	1104.00	138	1872-8M	1872.00	234
472-8M	472.00	59	1112-8M	1112.00	139	1880-8M	1880.00	235
480-8M	480.00	60	1120-8M	1120.00	140	1888-8M	1888.00	236
488-8M	488.00	61	1128-8M	1128.00	141	1896-8M	1896.00	237
496-8M	496.00	62	1136-8M	1136.00	142	1904-8M	1904.00	238
512-8M	512.00	64	1144-8M	1144.00	143	1920-8M	1920.00	240
520-8M	520.00	65	1152-8M	1152.00	144	1936-8M	1936.00	242
536-8M	536.00	67	1160-8M	1160.00	145	1944-8M	1944.00	243
544-8M	544.00	68	1168-8M	1168.00	146	1952-8M	1952.00	244
552-8M	552.00	69	1176-8M	1176.00	147	1960-8M	1960.00	245
560-8M	560.00	70	1184-8M	1184.00	148	2000-8M	2000.00	250
568-8M	568.00	71	1192-8M	1192.00	149	2008-8M	2008.00	251
576-8M	576.00	72	1200-8M	1200.00	150	2016-8M	2016.00	252
584-8M	584.00	73	1208-8M	1208.00	151	2032-8M	2032.00	254
592-8M	592.00	74	1216-8M	1216.00	152	2048-8M	2048.00	256
600-8M	600.00	75	1224-8M	1224.00	153	2056-8M	2056.00	257
608-8M	608.00	76	1232-8M	1232.00	154	2080-8M	2080.00	260
624-8M	624.00	78	1240-8M	1240.00	155	2096-8M	2096.00	262
632-8M	632.00	79	1248-8M	1248.00	156	2104-8M	2104.00	263
640-8M	640.00	80	1256-8M	1256.00	157	2120-8M	2120.00	265
656-8M	656.00	82	1264-8M	1264.00	158	2160-8M	2160.00	270
672-8M	672.00	84	1272-8M	1272.00	159	2176-8M	2176.00	272
680-8M	680.00	85	1280-8M	1280.00	160	2184-8M	2184.00	273
688-8M	688.00	86	1296-8M	1296.00	162	2200-8M	2200.00	275
696-8M	696.00	87	1304-8M	1304.00	163	2208-8M	2208.00	276
712-8M	712.00	89	1312-8M	1312.00	164	2224-8M	2224.00	278
720-8M	720.00	90	1320-8M	1320.00	165	2240-8M	2240.00	280
728-8M	728.00	91	1328-8M	1328.00	166	2248-8M	2248.00	281
736-8M	736.00	92	1344-8M	1344.00	168	2272-8M	2272.00	284
744-8M	744.00	93	1360-8M	1360.00	170	2304-8M	2304.00	288
760-8M	760.00	95	1392-8M	1392.00	174	2352-8M	2352.00	294
768-8M	768.00	96	1400-8M	1400.00	175	2392-8M	2392.00	299
776-8M	776.00	97	1408-8M	1408.00	176	2400-8M	2400.00	300
784-8M	784.00	98	1416-8M	1416.00	177	2488-8M	2488.00	311
800-8M	800.00	100	1424-8M	1424.00	178	2504-8M	2504.00	313
824-8M	824.00	103	1432-8M	1432.00	179	2536-8M	2536.00	317
832-8M	832.00	104	1440-8M	1440.00	180	2600-8M	2600.00	325
840-8M	840.00	105	1456-8M	1456.00	182	2656-8M	2656.00	332
848-8M	848.00	106	1464-8M	1464.00	183	2688-8M	2688.00	336
856-8M	856.00	107	1480-8M	1480.00	185	2800-8M	2800.00	350
864-8M	864.00	108	1512-8M	1512.00	189	2840-8M	2840.00	355
872-8M	872.00	109	1520-8M	1520.00	190	2848-8M	2848.00	356
880-8M	880.00	110	1536-8M	1536.00	192	3048-8M	3048.00	381
888-8M	888.00	111	1552-8M	1552.00	194	3120-8M	3120.00	390
896-8M	896.00	112	1560-8M	1560.00	195	3168-8M	3168.00	396
912-8M	912.00	114	1576-8M	1576.00	197	3200-8M	3200.00	400
920-8M	920.00	115	1584-8M	1584.00	198	3280-8M	3280.00	410
928-8M	928.00	116	1600-8M	1600.00	200	3360-8M	3360.00	420
936-8M	936.00	117	1608-8M	1608.00	201	3400-8M	3400.00	425
944-8M	944.00	118	1624-8M	1624.00	203	3424-8M	3424.00	428
952-8M	952.00	119	1640-8M	1640.00	205	3600-8M	3600.00	450
960-8M	960.00	120	1648-8M	1648.00	206	3824-8M	3824.00	478
968-8M	968.00	121	1656-8M	1656.00	207	4000-8M	4000.00	500
976-8M	976.00	122	1680-8M	1680.00	210	4224-8M	4224.00	528
984-8M	984.00	123	1696-8M	1696.00	212	4400-8M	4400.00	550
992-8M	992.00	124	1704-8M	1704.00	213	4520-8M	4520.00	565
1000-8M	1000.00	125	1720-8M	1720.00	215	5280-8M	5280.00	660

14M同步带 14M Synchronous Belt

14M 同步带轮请参阅P58 Please refer to P58 for 14M synchronous pulley.



14M型同步带齿形图
Model 14M synchronous belt tooth figure



表示方法
Representation method

966-14M-75
带宽代号75.0mm
Belt width code 75.0mm
型号, 节距14.00mm
Type, Pitch 14.00mm
同步带节线长966mm
Synchronous belt pitch length 966mm

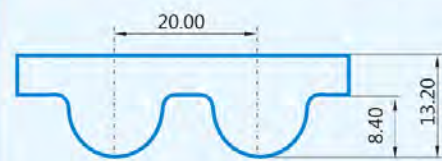
规格 Type	节线长 Pitch length	齿数 Teeth NO.	规格 Type	节线长 Pitch length	齿数 Teeth NO.	规格 Type	节线长 Pitch length	齿数 Teeth NO.
784-14M	784.00	56	1568-14M	1568.00	112	2240-14M	2240.00	160
924-14M	924.00	66	1610-14M	1610.00	115	2310-14M	2310.00	165
966-14M	966.00	69	1638-14M	1638.00	117	2338-14M	2338.00	167
1036-14M	1036.00	74	1652-14M	1652.00	118	2380-14M	2380.00	170
1050-14M	1050.00	75	1680-14M	1680.00	120	2450-14M	2450.00	175
1064-14M	1064.00	76	1736-14M	1736.00	124	2520-14M	2520.00	180
1092-14M	1092.00	78	1750-14M	1750.00	125	2590-14M	2590.00	185
1120-14M	1120.00	80	1764-14M	1764.00	126	2660-14M	2660.00	190
1176-14M	1176.00	84	1778-14M	1778.00	127	2688-14M	2688.00	192
1190-14M	1190.00	85	1792-14M	1792.00	128	2730-14M	2730.00	195
1246-14M	1246.00	89	1806-14M	1806.00	129	2800-14M	2800.00	200
1260-14M	1260.00	90	1820-14M	1820.00	130	2940-14M	2940.00	210
1288-14M	1288.00	92	1890-14M	1890.00	135	3038-14M	3038.00	217
1316-14M	1316.00	94	1904-14M	1904.00	136	3150-14M	3150.00	225
1344-14M	1344.00	96	1946-14M	1946.00	139	3360-14M	3360.00	240
1358-14M	1358.00	97	1960-14M	1960.00	140	3500-14M	3500.00	250
1400-14M	1400.00	100	1988-14M	1988.00	142	3850-14M	3850.00	275
1442-14M	1442.00	103	2002-14M	2002.00	143	4004-14M	4004.00	286
1456-14M	1456.00	104	2044-14M	2044.00	146	4326-14M	4326.00	309
1512-14M	1512.00	108	2100-14M	2100.00	150	4578-14M	4578.00	327
1540-14M	1540.00	110	2198-14M	2198.00	157	4760-14M	4760.00	340

20M同步带 20M Synchronous Belt

20M 同步带轮请参阅P59 Please refer to P59 for 20M synchronous pulley.



20M型同步带齿形图
Model H20M synchronous belt tooth figure



表示方法
Representation method

4200-20M-115
带宽代号115.0mm
Belt width code 115.0mm
型号, 节距20.00mm
Type, Pitch 20.00mm
同步带节线长4200mm
Synchronous belt pitch length 4200mm

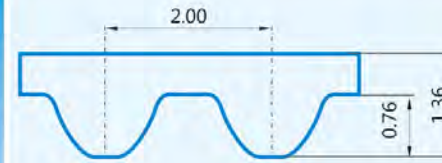
规格 Type	节线长 Pitch length	齿数 Teeth NO.	规格 Type	节线长 Pitch length	齿数 Teeth NO.	规格 Type	节线长 Pitch length	齿数 Teeth NO.
2000-20M	2000.00	100	3400-20M	3400.00	170	4900-20M	4900.00	245
2500-20M	2500.00	125	3800-20M	3800.00	190	5000-20M	5000.00	250
3200-20M	3200.00	160	4200-20M	4200.00	210	5200-20M	5200.00	260
3220-20M	3220.00	161	4600-20M	4600.00	230			

S2M同步带 S2M Synchronous Belt

S2M 同步带轮请参阅P60 Please refer to P60 for S2M synchronous pulley.



S2M型同步带齿形图
Model S2M synchronous belt tooth figure



表示方法
Representation method

180-S2M-06
带宽代号, 带宽6.00mm
Belt width code, Belt width 6.00
型号, 节距2.00mm
Type, Pitch 2.00mm
同步带节线长180mm
Synchronous belt pitch length 180mm

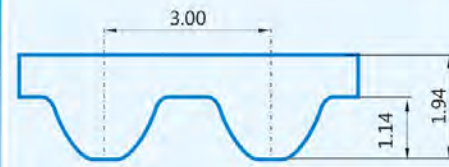
规格 Type	节线长 Pitch length	齿数 Teeth NO.	规格 Type	节线长 Pitch length	齿数 Teeth NO.	规格 Type	节线长 Pitch length	齿数 Teeth NO.
88-S2M	88.00	44	204-S2M	204.00	102	354-S2M	354.00	177
100-S2M	100.00	50	210-S2M	210.00	105	356-S2M	356.00	178
102-S2M	102.00	51	212-S2M	212.00	106	360-S2M	360.00	180
104-S2M	104.00	52	218-S2M	218.00	109	370-S2M	370.00	185
112-S2M	112.00	56	224-S2M	224.00	112	376-S2M	376.00	188
118-S2M	118.00	59	230-S2M	230.00	115	380-S2M	380.00	190
120-S2M	120.00	60	236-S2M	236.00	118	386-S2M	386.00	193
122-S2M	122.00	61	240-S2M	240.00	120	390-S2M	390.00	195
124-S2M	124.00	62	244-S2M	244.00	122	392-S2M	392.00	196
126-S2M	126.00	63	248-S2M	248.00	124	400-S2M	400.00	200
130-S2M	130.00	65	250-S2M	250.00	125	426-S2M	426.00	213
134-S2M	134.00	67	252-S2M	252.00	126	440-S2M	440.00	220
138-S2M	138.00	69	256-S2M	256.00	128	448-S2M	448.00	224
142-S2M	142.00	71	260-S2M	260.00	130	452-S2M	452.00	226
144-S2M	144.00	72	264-S2M	264.00	132	460-S2M	460.00	230
146-S2M	146.00	73	266-S2M	266.00	133	492-S2M	492.00	246
152-S2M	152.00	76	274-S2M	274.00	137	494-S2M	494.00	247
156-S2M	156.00	78	280-S2M	280.00	140	500-S2M	500.00	250
160-S2M	160.00	80	284-S2M	284.00	142	518-S2M	518.00	259
164-S2M	164.00	82	286-S2M	286.00	143	520-S2M	520.00	260
168-S2M	168.00	84	288-S2M	288.00	144	560-S2M	560.00	280
170-S2M	170.00	85	290-S2M	290.00	145	604-S2M	604.00	302
172-S2M	172.00	86	292-S2M	292.00	146	630-S2M	630.00	315
176-S2M	176.00	88	302-S2M	302.00	151	710-S2M	710.00	355
180-S2M	180.00	90	306-S2M	306.00	153	800-S2M	800.00	400
182-S2M	182.00	91	308-S2M	308.00	154	896-S2M	896.00	448
186-S2M	186.00	93	320-S2M	320.00	160	900-S2M	900.00	450
188-S2M	188.00	94	322-S2M	322.00	161	1224-S2M	1224.00	612
190-S2M	190.00	95	324-S2M	324.00	162	3000-S2M	3000.00	1500
192-S2M	192.00	96	330-S2M	330.00	165	3672-S2M	3672.00	1836
194-S2M	194.00	97	336-S2M	336.00	168	3828-S2M	3828.00	1914
200-S2M	200.00	100	340-S2M	340.00	170			
202-S2M	202.00	101	344-S2M	344.00	172			

S3M同步带 S3M Synchronous Belt

S3M 同步带轮请参阅P61 Please refer to P61 for S3M synchronous pulley.



S3M型同步带齿形图
Model S3M synchronous belt tooth figure



表示方法
Representation method

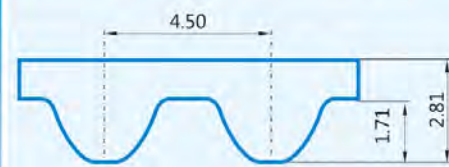
339-S3M-09
带宽代号, 带宽9.00mm
Belt width code, Belt width 9.00
型号, 节距3.00mm
Type, Pitch 3.00mm
同步带节线长339mm
Synchronous belt pitch length 339mm

规格 Type	节线长 Pitch length	齿数 Teeth NO.	规格 Type	节线长 Pitch length	齿数 Teeth NO.	规格 Type	节线长 Pitch length	齿数 Teeth NO.
123-S3M	123.00	41	324-S3M	324.00	108	585-S3M	585.00	195
129-S3M	129.00	43	327-S3M	327.00	109	591-S3M	591.00	197
138-S3M	138.00	46	330-S3M	330.00	110	597-S3M	597.00	199
144-S3M	144.00	48	339-S3M	339.00	113	600-S3M	600.00	200
150-S3M	150.00	50	354-S3M	354.00	118	606-S3M	606.00	202
159-S3M	159.00	53	357-S3M	357.00	119	633-S3M	633.00	211
162-S3M	162.00	54	360-S3M	360.00	120	636-S3M	636.00	212
171-S3M	171.00	57	378-S3M	378.00	126	660-S3M	660.00	220
174-S3M	174.00	58	384-S3M	384.00	128	693-S3M	693.00	231
177-S3M	177.00	59	390-S3M	390.00	130	699-S3M	699.00	233
180-S3M	180.00	60	396-S3M	396.00	132	714-S3M	714.00	238
183-S3M	183.00	61	399-S3M	399.00	133	741-S3M	741.00	247
186-S3M	186.00	62	402-S3M	402.00	134	750-S3M	750.00	250
192-S3M	192.00	64	405-S3M	405.00	135	756-S3M	756.00	252
195-S3M	195.00	65	408-S3M	408.00	136	780-S3M	780.00	260
201-S3M	201.00	67	420-S3M	420.00	140	783-S3M	783.00	261
207-S3M	207.00	69	432-S3M	432.00	144	804-S3M	804.00	268
210-S3M	210.00	70	435-S3M	435.00	145	810-S3M	810.00	270
213-S3M	213.00	71	450-S3M	450.00	150	840-S3M	840.00	280
219-S3M	219.00	73	453-S3M	453.00	151	900-S3M	900.00	300
225-S3M	225.00	75	456-S3M	456.00	152	918-S3M	918.00	306
231-S3M	231.00	77	465-S3M	465.00	155	924-S3M	924.00	308
234-S3M	234.00	78	480-S3M	480.00	160	927-S3M	927.00	309
237-S3M	237.00	79	486-S3M	486.00	162	948-S3M	948.00	316
240-S3M	240.00	80	501-S3M	501.00	167	999-S3M	999.00	333
246-S3M	246.00	82	504-S3M	504.00	168	1005-S3M	1005.00	335
252-S3M	252.00	84	507-S3M	507.00	169	1056-S3M	1056.00	352
255-S3M	255.00	85	510-S3M	510.00	170	1110-S3M	1110.00	370
267-S3M	267.00	89	519-S3M	519.00	173	1188-S3M	1188.00	396
270-S3M	270.00	90	522-S3M	522.00	174	1203-S3M	1203.00	401
276-S3M	276.00	92	537-S3M	537.00	179	1245-S3M	1245.00	415
282-S3M	282.00	94	564-S3M	564.00	188	1263-S3M	1263.00	421
297-S3M	297.00	99	570-S3M	570.00	190	1290-S3M	1290.00	430
300-S3M	300.00	100	573-S3M	573.00	191	1500-S3M	1500.00	500
312-S3M	312.00	104	582-S3M	582.00	194			

S4.5M同步带 S4.5M Synchronous Belt



S4.5M型同步带齿形图
Model S4.5M synchronous belt tooth figure



表示方法
Representation method

396-S4.5M-15
带宽代号, 带宽15.00mm
Belt width code, Belt width 15.00
型号, 节距4.50mm
Type, Pitch 4.50mm
同步带节线长396mm
Synchronous belt pitch length 396mm

S4.5M同步带 S4.5M Synchronous Belt

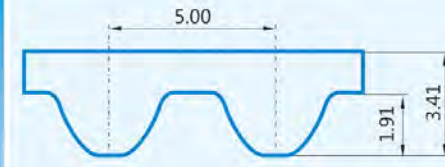
规格 Type	节线长 Pitch length	齿数 Teeth NO.	规格 Type	节线长 Pitch length	齿数 Teeth NO.	规格 Type	节线长 Pitch length	齿数 Teeth NO.
180-S4.5M	180.00	40	346.5-S4.5M	346.50	77	504-S4.5M	504.00	112
198-S4.5M	198.00	44	351-S4.5M	351.00	78	517.5-S4.5M	517.50	115
202.5-S4.5M	202.50	45	360-S4.5M	360.00	80	540-S4.5M	540.00	120
225-S4.5M	225.00	50	369-S4.5M	369.00	82	558-S4.5M	558.00	124
252-S4.5M	252.00	56	382.5-S4.5M	382.50	85	562.5-S4.5M	562.50	125
274.5-S4.5M	274.50	61	387-S4.5M	387.00	86	567-S4.5M	567.00	126
279-S4.5M	279.00	62	396-S4.5M	396.00	88	612-S4.5M	612.00	136
283.5-S4.5M	283.50	63	414-S4.5M	414.00	92	630-S4.5M	630.00	140
297-S4.5M	297.00	66	436.5-S4.5M	436.50	97	652.5-S4.5M	652.50	145
315-S4.5M	315.00	70	441-S4.5M	441.00	98	675-S4.5M	675.00	150
324-S4.5M	324.00	72	450-S4.5M	450.00	100	711-S4.5M	711.00	158
328.5-S4.5M	328.50	73	468-S4.5M	468.00	104	801-S4.5M	801.00	178
333-S4.5M	333.00	74	486-S4.5M	486.00	108	864-S4.5M	864.00	192
337.5-S4.5M	337.50	75	490.5-S4.5M	490.50	109	904.5-S4.5M	904.50	201
342-S4.5M	342.00	76	499.5-S4.5M	499.50	111			

S5M同步带 S5M Synchronous Belt

S5M 同步带轮请参阅P62 Please refer to P62 for S5M synchronous pulley.



S5M型同步带齿形图
Model S5M synchronous belt tooth figure



表示方法
Representation method

500-S5M-15
带宽代号, 带宽15.00mm
Belt width code, Belt width 15.00
型号, 节距5.00mm
Type, Pitch 5.00mm
同步带节线长500mm
Synchronous belt pitch length 500mm

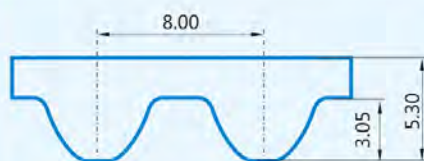
规格 Type	节线长 Pitch length	齿数 Teeth NO.	规格 Type	节线长 Pitch length	齿数 Teeth NO.	规格 Type	节线长 Pitch length	齿数 Teeth NO.
150-S5M	150.00	30	555-S5M	555.00	111	940-S5M	940.00	188
180-S5M	180.00	36	560-S5M	560.00	112	950-S5M	950.00	190
250-S5M	250.00	50	565-S5M	565.00	113	960-S5M	960.00	192
255-S5M	255.00	51	575-S5M	575.00	115	975-S5M	975.00	195
275-S5M	275.00	55	600-S5M	600.00	120	1000-S5M	1000.00	200
280-S5M	280.00	56	625-S5M	625.00	125	1025-S5M	1025.00	205
295-S5M	295.00	59	635-S5M	635.00	127	1050-S5M	1050.00	210
300-S5M	300.00	60	645-S5M	645.00	129	1115-S5M	1115.00	223
305-S5M	305.00	61	650-S5M	650.00	130	1125-S5M	1125.00	225
325-S5M	325.00	65	655-S5M	655.00	131	1145-S5M	1145.00	229
335-S5M	335.00	67	660-S5M	660.00	132	1160-S5M	1160.00	232
340-S5M	340.00	68	665-S5M	665.00	133	1195-S5M	1195.00	239
350-S5M	350.00	70	670-S5M	670.00	134	1200-S5M	1200.00	240
355-S5M	355.00	71	675-S5M	675.00	135	1225-S5M	1225.00	245
375-S5M	375.00	75	690-S5M	690.00	138	1250-S5M	1250.00	250
390-S5M	390.00	78	695-S5M	695.00	139	1270-S5M	1270.00	254
400-S5M	400.00	80	700-S5M	700.00	140	1350-S5M	1350.00	270
410-S5M	410.00	82	710-S5M	710.00	142	1420-S5M	1420.00	284
415-S5M	415.00	83	750-S5M	750.00	150	1475-S5M	1475.00	295
420-S5M	420.00	84	770-S5M	770.00	154	1500-S5M	1500.00	300
425-S5M	425.00	85	780-S5M	780.00	156	1530-S5M	1530.00	306
440-S5M	440.00	88	800-S5M	800.00	160	1550-S5M	1550.00	310
445-S5M	445.00	89	810-S5M	810.00	162	1595-S5M	1595.00	319
450-S5M	450.00	90	830-S5M	830.00	166	1615-S5M	1615.00	323
455-S5M	455.00	91	835-S5M	835.00	167	1690-S5M	1690.00	338
475-S5M	475.00	95	850-S5M	850.00	170	1800-S5M	1800.00	360
490-S5M	490.00	98	865-S5M	865.00	173	1960-S5M	1960.00	392
500-S5M	500.00	100	880-S5M	880.00	176	2000-S5M	2000.00	400
515-S5M	515.00	103	890-S5M	890.00	178	2525-S5M	2525.00	505
520-S5M	520.00	104	900-S5M	900.00	180	2800-S5M	2800.00	560
525-S5M	525.00	105	905-S5M	905.00	181	3000-S5M	3000.00	600
550-S5M	550.00	110						

S8M同步带 S8M Synchronous Belt

S8M 同步带轮请参阅P63 Please refer to P63 for S8M synchronous pulley.



S8M型同步带齿形图
Model S8M synchronous belt tooth figure



表示方法
Representation method

1120-S8M-30

带宽代号,带宽30.00mm
Belt width code, Belt width 30.00
型号, 节距8.0mm
Type, Pitch 8.0mm
同步带节线长1120mm
Synchronous belt pitch length 1120mm

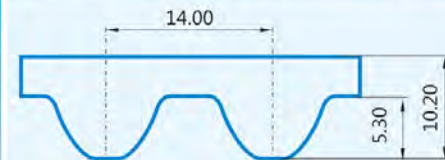
规格 Type	节线长 Pitch length	齿数 Teeth NO.	规格 Type	节线长 Pitch length	齿数 Teeth NO.	规格 Type	节线长 Pitch length	齿数 Teeth NO.
400-S8M	400.00	50	1016-S8M	1016.00	127	1624-S8M	1624.00	203
424-S8M	424.00	53	1024-S8M	1024.00	128	1640-S8M	1640.00	205
432-S8M	432.00	54	1032-S8M	1032.00	129	1648-S8M	1648.00	206
440-S8M	440.00	55	1040-S8M	1040.00	130	1680-S8M	1680.00	210
464-S8M	464.00	58	1056-S8M	1056.00	132	1688-S8M	1688.00	211
480-S8M	480.00	60	1072-S8M	1072.00	134	1728-S8M	1728.00	216
496-S8M	496.00	62	1080-S8M	1080.00	135	1760-S8M	1760.00	220
512-S8M	512.00	64	1088-S8M	1088.00	136	1776-S8M	1776.00	222
520-S8M	520.00	65	1096-S8M	1096.00	137	1792-S8M	1792.00	224
560-S8M	560.00	70	1120-S8M	1120.00	140	1800-S8M	1800.00	225
584-S8M	584.00	73	1128-S8M	1128.00	141	1880-S8M	1880.00	235
592-S8M	592.00	74	1136-S8M	1136.00	142	1904-S8M	1904.00	238
600-S8M	600.00	75	1144-S8M	1144.00	143	1952-S8M	1952.00	244
616-S8M	616.00	77	1152-S8M	1152.00	144	2000-S8M	2000.00	250
632-S8M	632.00	79	1160-S8M	1160.00	145	2032-S8M	2032.00	254
640-S8M	640.00	80	1184-S8M	1184.00	148	2040-S8M	2040.00	255
656-S8M	656.00	82	1200-S8M	1200.00	150	2048-S8M	2048.00	256
680-S8M	680.00	85	1216-S8M	1216.00	152	2056-S8M	2056.00	257
704-S8M	704.00	88	1224-S8M	1224.00	153	2080-S8M	2080.00	260
712-S8M	712.00	89	1240-S8M	1240.00	155	2120-S8M	2120.00	265
720-S8M	720.00	90	1248-S8M	1248.00	156	2136-S8M	2136.00	267
752-S8M	752.00	94	1256-S8M	1256.00	157	2160-S8M	2160.00	270
760-S8M	760.00	95	1264-S8M	1264.00	158	2200-S8M	2200.00	275
776-S8M	776.00	97	1280-S8M	1280.00	160	2240-S8M	2240.00	280
792-S8M	792.00	99	1304-S8M	1304.00	163	2272-S8M	2272.00	284
800-S8M	800.00	100	1312-S8M	1312.00	164	2296-S8M	2296.00	287
816-S8M	816.00	102	1320-S8M	1320.00	165	2304-S8M	2304.00	288
824-S8M	824.00	103	1344-S8M	1344.00	168	2400-S8M	2400.00	300
840-S8M	840.00	105	1352-S8M	1352.00	169	2496-S8M	2496.00	312
848-S8M	848.00	106	1360-S8M	1360.00	170	2600-S8M	2600.00	325
880-S8M	880.00	110	1376-S8M	1376.00	172	2800-S8M	2800.00	350
888-S8M	888.00	111	1384-S8M	1384.00	173	2848-S8M	2848.00	356
896-S8M	896.00	112	1400-S8M	1400.00	175	2880-S8M	2880.00	360
904-S8M	904.00	113	1424-S8M	1424.00	178	3200-S8M	3200.00	400
920-S8M	920.00	115	1440-S8M	1440.00	180	3280-S8M	3280.00	410
944-S8M	944.00	118	1480-S8M	1480.00	185	3400-S8M	3400.00	425
960-S8M	960.00	120	1512-S8M	1512.00	189	3440-S8M	3440.00	430
976-S8M	976.00	122	1520-S8M	1520.00	190	3600-S8M	3600.00	450
984-S8M	984.00	123	1544-S8M	1544.00	193	3720-S8M	3720.00	465
1000-S8M	1000.00	125	1552-S8M	1552.00	194	4000-S8M	4000.00	500
1008-S8M	1008.00	126	1600-S8M	1600.00	200	5280-S8M	5280.00	660

S14M同步带 S14M Synchronous Belt

S14M 同步带轮请参阅P64 Please refer to P64 for S14M synchronous pulley.



S14M型同步带齿形图
Model S14M synchronous belt tooth figure



表示方法
Representation method

1610-S14M-110

带宽代号,带宽110.00mm
Belt width code, Belt width 110.00
型号, 节距14.00mm
Type, Pitch 14.00mm
同步带节线长1610mm
Synchronous belt pitch length 1610mm



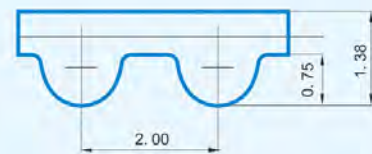
规格 Type	节线长 Pitch length	齿数 Teeth NO.	规格 Type	节线长 Pitch length	齿数 Teeth NO.	规格 Type	节线长 Pitch length	齿数 Teeth NO.
966-S14M	966.00	69	1778-S14M	1778.00	127	2590-S14M	2590.00	185
1008-S14M	1008.00	72	1806-S14M	1806.00	129	2800-S14M	2800.00	200
1120-S14M	1120.00	80	1890-S14M	1890.00	135	3136-S14M	3136.00	224
1190-S14M	1190.00	85	1904-S14M	1904.00	136	3150-S14M	3150.00	225
1246-S14M	1246.00	89	1932-S14M	1932.00	138	3500-S14M	3500.00	250
1400-S14M	1400.00	100	1960-S14M	1960.00	140	3850-S14M	3850.00	275
1456-S14M	1456.00	104	2002-S14M	2002.00	143	4004-S14M	4004.00	286
1470-S14M	1470.00	105	2100-S14M	2100.00	150	4060-S14M	4060.00	290
1540-S14M	1540.00	110	2156-S14M	2156.00	154	4326-S14M	4326.00	309
1610-S14M	1610.00	115	2240-S14M	2240.00	160	4410-S14M	4410.00	315
1652-S14M	1652.00	118	2310-S14M	2310.00	165	4508-S14M	4508.00	322
1750-S14M	1750.00	125	2380-S14M	2380.00	170			
1764-S14M	1764.00	126	2450-S14M	2450.00	175			

G2M同步带 G2M Synchronous Belt

G2M 同步带轮请参阅P65 Please refer to P65 for G2M synchronous pulley.



G2M型同步带齿形图
Model G2M synchronous belt tooth figure



表示方法
Representation method

180 - G2M - 06
带宽代号6.00mm
Belt width code 6.00mm
型号, 节距2.00mm
Type, Pitch 2.00mm
同步带节线长180mm
Synchronous belt pitch length 180mm

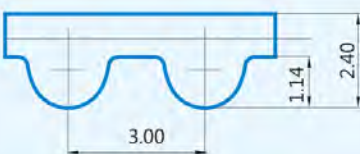
规格 Type	节线长 Pitch length	齿数 Teeth NO.	规格 Type	节线长 Pitch length	齿数 Teeth NO.	规格 Type	节线长 Pitch length	齿数 Teeth NO.
112G2M	112.00	56	266G2M	266.00	133	530G2M	530.00	265
120G2M	120.00	60	274G2M	274.00	137	560G2M	560.00	280
132G2M	132.00	66	280G2M	280.00	140	710G2M	710.00	355
180G2M	180.00	90	310G2M	310.00	155	984G2M	984.00	492
184G2M	184.00	92	328G2M	328.00	164	994G2M	994.00	497
236G2M	236.00	118	426G2M	426.00	213	1066G2M	1066.00	533
250G2M	250.00	125	448G2M	448.00	224	1224G2M	1224.00	612

G3M同步带 G3M Synchronous Belt

G3M 同步带轮请参阅P66 Please refer to P66 for G3M synchronous pulley.



G3M型同步带齿形图
Model G3M synchronous belt tooth figure



表示方法
Representation method

339 - G3M - 09
带宽代号9.00mm
Belt width code 9.00mm
型号, 节距3.00mm
Type, Pitch 3.00mm
同步带节线长339mm
Synchronous belt pitch length 339mm

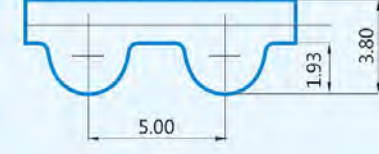
规格 Type	节线长 Pitch length	齿数 Teeth NO.	规格 Type	节线长 Pitch length	齿数 Teeth NO.	规格 Type	节线长 Pitch length	齿数 Teeth NO.
90G3M	90.00	30	285G3M	285.00	95	513G3M	513.00	171
105G3M	105.00	35	288G3M	288.00	96	522G3M	522.00	174
*138G3M	138.00	46	291G3M	291.00	97	525G3M	525.00	175
141G3M	141.00	47	297G3M	297.00	99	531G3M	531.00	177
144G3M	144.00	48	300G3M	300.00	100	*540G3M	540.00	180
147G3M	147.00	49	318G3M	318.00	106	564G3M	564.00	188
150G3M	150.00	50	327G3M	327.00	109	570G3M	570.00	190
159G3M	159.00	53	330G3M	330.00	110	576G3M	576.00	192
168G3M	168.00	56	333G3M	333.00	111	579G3M	579.00	193
174G3M	174.00	58	336G3M	336.00	112	597G3M	597.00	199
177G3M	177.00	59	339G3M	339.00	113	600G3M	600.00	200
180G3M	180.00	60	345G3M	345.00	115	621G3M	621.00	207
186G3M	186.00	62	354G3M	354.00	118	633G3M	633.00	211
195G3M	195.00	65	357G3M	357.00	119	648G3M	648.00	216
201G3M	201.00	67	363G3M	363.00	121	669G3M	669.00	223
204G3M	204.00	68	375G3M	375.00	125	711G3M	711.00	237
210G3M	210.00	70	384G3M	384.00	128	735G3M	735.00	245
213G3M	213.00	71	390G3M	390.00	130	756G3M	756.00	252
225G3M	225.00	75	393G3M	393.00	131	804G3M	804.00	268
231G3M	231.00	77	405G3M	405.00	135	882G3M	882.00	294
240G3M	240.00	80	420G3M	420.00	140	945G3M	945.00	315
243G3M	243.00	81	432G3M	432.00	144	1062G3M	1062.00	354
246G3M	246.00	82	447G3M	447.00	149	1125G3M	1125.00	375
252G3M	252.00	84	474G3M	474.00	158	1245G3M	1245.00	415
255G3M	255.00	85	480G3M	480.00	160	1263G3M	1263.00	421
264G3M	264.00	88	486G3M	486.00	162	1500G3M	1500.00	500
267G3M	267.00	89	489G3M	489.00	163	1530G3M	1530.00	510
270G3M	270.00	90	501G3M	501.00	167	1863G3M	1863.00	621
276G3M	276.00	92	510G3M	510.00	170			

G5M同步带 G5M Synchronous Belt

G5M 同步带轮请参阅P67 Please refer to P67 for G5M synchronous pulley.



G5M型同步带齿形图
Model G5M synchronous belt tooth figure



表示方法
Representation method

500 - G5M - 15
带宽代号, 带宽15.00mm
Belt width code 15.00mm
型号, 节距5.00mm
Type, Pitch 5.00mm
同步带节线长500mm
Synchronous belt pitch length 500mm

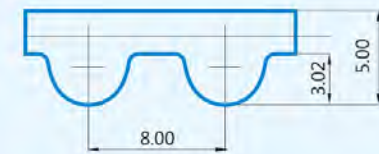
规格 Type	节线长 Pitch length	齿数 Teeth NO.	规格 Type	节线长 Pitch length	齿数 Teeth NO.	规格 Type	节线长 Pitch length	齿数 Teeth NO.
180G5M	180.00	36	475G5M	475.00	95	835G5M	835.00	167
225G5M	225.00	45	*500G5M	500.00	100	850G5M	850.00	170
235G5M	235.00	47	525G5M	525.00	105	890G5M	890.00	178
245G5M	245.00	49	535G5M	535.00	107	935G5M	935.00	187
255G5M	255.00	51	550G5M	550.00	110	940G5M	940.00	188
265G5M	265.00	53	565G5M	565.00	113	*960G5M	960.00	192
270G5M	270.00	54	575G5M	575.00	115	980G5M	980.00	196
285G5M	285.00	57	580G5M	580.00	116	1000G5M	1000.00	200
295G5M	295.00	59	600G5M	600.00	120	1050G5M	1050.00	210
300G5M	300.00	60	610G5M	610.00	122	1100G5M	1100.00	220
305G5M	305.00	61	635G5M	635.00	127	1125G5M	1125.00	225
325G5M	325.00	65	640G5M	640.00	128	1195G5M	1195.00	239
345G5M	345.00	69	670G5M	670.00	134	1200G5M	1200.00	240
350G5M	350.00	70	675G5M	675.00	135	1240G5M	1240.00	248
375G5M	375.00	75	700G5M	700.00	140	1270G5M	1270.00	254
400G5M	400.00	80	705G5M	705.00	141	1420G5M	1420.00	284
*420G5M	420.00	84	710G5M	710.00	142	1595G5M	1595.00	319
425G5M	425.00	85	725G5M	725.00	145	1690G5M	1690.00	338
450G5M	450.00	90	740G5M	740.00	148	1790G5M	1790.00	358
455G5M	455.00	91	755G5M	755.00	151	1800G5M	1800.00	360
460G5M	460.00	92	780G5M	780.00	156	1895G5M	1895.00	379
465G5M	465.00	93	800G5M	800.00	160	2000G5M	2000.00	400

Y8M同步带 Y8M Synchronous Belt

Y8M 同步带轮请参阅P68 Please refer to P68 for Y8M synchronous pulley.



Y8M型同步带齿形图
Model Y8M synchronous belt tooth figure



表示方法
Representation method

1120 - Y8M - 30
带宽代号30.00mm
Belt width code 30.00mm
型号, 节距8.0mm
Type, Pitch 8.0mm
同步带节线长1120mm
Synchronous belt pitch length 1120mm

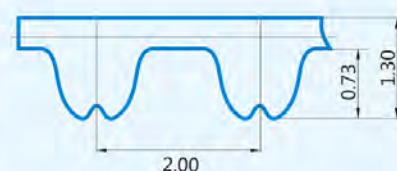
规格 Type	节线长 Pitch length	齿数 Teeth NO.	规格 Type	节线长 Pitch length	齿数 Teeth NO.	规格 Type	节线长 Pitch length	齿数 Teeth NO.
320Y8M	320.00	40	*976Y8M	976.00	122	*1336Y8M	1336.00	167
480Y8M	480.00	60	*1016Y8M	1016.00	127	*1344Y8M	1344.00	168
536Y8M	536.00	67	*1032Y8M	1032.00	129	1352Y8M	1352.00	169
560Y8M	560.00	70	*1064Y8M	1064.00	133	*1376Y8M	1376.00	172
*600Y8M	600.00	75	1080Y8M	1080.00	135	1440Y8M	1440.00	180
632Y8M	632.00	79	*1096Y8M	1096.00	137	1464Y8M	1464.00	183
640Y8M	640.00	80	1120Y8M	1120.00	140	1600Y8M	1600.00	200
*680Y8M	680.00	85	*1136Y8M	1136.00	142	*1656Y8M	1656.00	207
*720Y8M	720.00	90	*1184Y8M	1184.00	148	1760Y8M	1760.00	220
*728Y8M	728.00	91	*1200Y8M	1200.00	150	1800Y8M	1800.00	225
*800Y8M	800.00	100	*1216Y8M	1216.00	152	1904Y8M	1904.00	238
*832Y8M	832.00	104	*1256Y8M	1256.00	157	2000Y8M	2000.00	250
864Y8M	864.00	108	1280Y8M	1280.00	160	2064Y8M	2064.00	258
*880Y8M	880.00	110	*1296Y8M	1296.00	162	2200Y8M	2200.00	275
*888Y8M	888.00	111	*1312Y8M	1312.00	164	2320Y8M	2320.00	290
*920Y8M	920.00	115	*1320Y8M	1320.00	165	2400Y8M	2400.00	300

P2M同步带 P2M Synchronous Belt

P2M 同步带轮请参阅P69 Please refer to P69 for P2M synchronous pulley.



P2M型同步带齿形图
Model P2M synchronous belt tooth figure



表示方法
Representation method



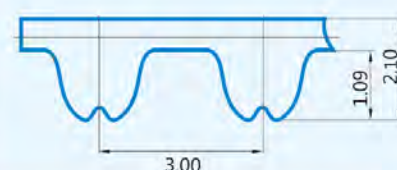
规格 Type	节线长 Pitch length	齿数 Teeth NO.	规格 Type	节线长 Pitch length	齿数 Teeth NO.	规格 Type	节线长 Pitch length	齿数 Teeth NO.
112P2M	112.00	56	266P2M	266.00	133	530P2M	530.00	265
120P2M	120.00	60	274P2M	274.00	137	560P2M	560.00	280
132P2M	132.00	66	280P2M	280.00	140	710P2M	710.00	355
180P2M	180.00	90	310P2M	310.00	155	984P2M	984.00	492
184P2M	184.00	92	328P2M	328.00	164	1066P2M	1066.00	533
236P2M	236.00	118	426P2M	426.00	213	1224P2M	1224.00	612
250P2M	250.00	125	448P2M	448.00	224			

P3M同步带 P3M Synchronous Belt

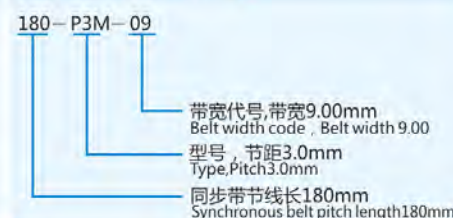
P3M 同步带轮请参阅P70 Please refer to P70 for P3M synchronous pulley.



P3M型同步带齿形图
Model P3M synchronous belt tooth figure



表示方法
Representation method



规格 Type	节线长 Pitch length	齿数 Teeth NO.	规格 Type	节线长 Pitch length	齿数 Teeth NO.	规格 Type	节线长 Pitch length	齿数 Teeth NO.
90P3M	90.00	30	225P3M	225.00	75	330P3M	330.00	110
105P3M	105.00	35	231P3M	231.00	77	333P3M	333.00	111
129P3M	129.00	43	240P3M	240.00	80	336P3M	336.00	112
141P3M	141.00	47	243P3M	243.00	81	339P3M	339.00	113
144P3M	144.00	48	246P3M	246.00	82	345P3M	345.00	115
147P3M	147.00	49	252P3M	252.00	84	354P3M	354.00	118
150P3M	150.00	50	*255P3M	255.00	85	357P3M	357.00	119
159P3M	159.00	53	264P3M	264.00	88	363P3M	363.00	121
168P3M	168.00	56	267P3M	267.00	89	375P3M	375.00	125
*174P3M	174.00	58	*270P3M	270.00	90	384P3M	384.00	128
177P3M	177.00	59	276P3M	276.00	92	390P3M	390.00	130
*180P3M	180.00	60	285P3M	285.00	95	393P3M	393.00	131
186P3M	186.00	62	288P3M	288.00	96	*405P3M	405.00	135
195P3M	195.00	65	291P3M	291.00	97	*420P3M	420.00	140
201P3M	201.00	67	297P3M	297.00	99	432P3M	432.00	144
204P3M	204.00	68	300P3M	300.00	100	447P3M	447.00	149
*207P3M	207.00	69	318P3M	318.00	106	474P3M	474.00	158
213P3M	213.00	71	327P3M	327.00	109	480P3M	480.00	160

注：带*号为现有规格，其它规格订货时请咨询我公司 Note: * refers to current specifications. Regarding other specifications, please kindly consult our company.

P3M同步带 P3M Synchronous Belt

P3M 同步带轮请参阅P70 Please refer to P70 for P3M synchronous pulley.

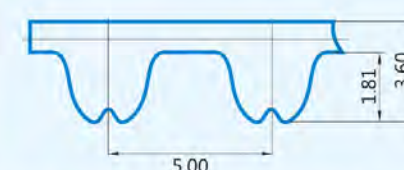
规格 Type	节线长 Pitch length	齿数 Teeth NO.	规格 Type	节线长 Pitch length	齿数 Teeth NO.	规格 Type	节线长 Pitch length	齿数 Teeth NO.
*486P3M	486.00	162	576P3M	576.00	192	804P3M	804.00	268
489P3M	489.00	163	579P3M	579.00	193	882P3M	882.00	294
501P3M	501.00	167	597P3M	597.00	199	945P3M	945.00	315
510P3M	510.00	170	600P3M	600.00	200	1062P3M	1062.00	354
513P3M	513.00	171	621P3M	621.00	207	1125P3M	1125.00	375
522P3M	522.00	174	633P3M	633.00	211	1245P3M	1245.00	415
525P3M	525.00	175	648P3M	648.00	216	1263P3M	1263.00	421
531P3M	531.00	177	669P3M	669.00	223	1500P3M	1500.00	500
537P3M	537.00	179	711P3M	711.00	237	1530P3M	1530.00	510
564P3M	564.00	188	735P3M	735.00	245	1863P3M	1863.00	621
570P3M	570.00	190	756P3M	756.00	252			

P5M同步带 P5M Synchronous Belt

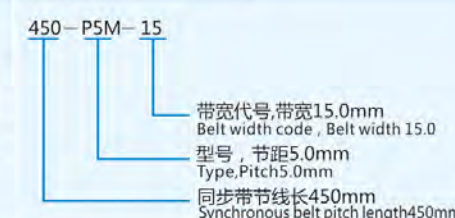
P5M 同步带轮请参阅P71 Please refer to P71 for P5M synchronous pulley.



P5M型同步带齿形图
Model P5M synchronous belt tooth figure



表示方法
Representation method



规格 Type	节线长 Pitch length	齿数 Teeth NO.	规格 Type	节线长 Pitch length	齿数 Teeth NO.	规格 Type	节线长 Pitch length	齿数 Teeth NO.
180P5M	180.00	36	*500P5M	500.00	100	850P5M	850.00	170
*225P5M	225.00	45	*510P5M	510.00	102	890P5M	890.00	178
235P5M	235.00	47	*525P5M	525.00	105	935P5M	935.00	187
245P5M	245.00	49	535P5M	535.00	107	940P5M	940.00	188
255P5M	255.00	51	550P5M	550.00	110	950P5M	950.00	190
265P5M	265.00	53	*565P5M	565.00	113	980P5M	980.00	196
270P5M	270.00	54	*575P5M	575.00	115	*1000P5M	1000.00	200
285P5M	285.00	57	580P5M	580.00	116	1050P5M	1050.00	210
*295P5M	295.00	59	600P5M	600.00	120	1100P5M	1100.00	220
300P5M	300.00	60	610P5M	610.00	122	1125P5M	1125.00	225
305P5M	305.00	61	635P5M	635.00	127	1195P5M	1195.00	239
325P5M	325.00	65	*650P5M	650.00	130	1200P5M	1200.00	240
345P5M	345.00	69	670P5M	670.00	134	1240P5M	1240.00	248
350P5M	350.00	70	675P5M	675.00	135	1270P5M	1270.00	254
375P5M	375.00	75	700P5M	700.00	140	1420P5M	1420.00	284
400P5M	400.00	80	705P5M	705.00	141	*1595P5M	1595.00	319
*420P5M	420.00	84	710P5M	710.00	142	1690P5M	1690.00	338
425P5M	425.00	85	725P5M	725.00	145	1790P5M	1790.00	358
450P5M	450.00	90	740P5M	740.00	148	1800P5M	1800.00	360
455P5M	455.00	91	755P5M	755.00	151	1895P5M	1895.00	379
460P5M	460.00	92	780P5M	780.00	156	*2000P5M	2000.00	400
465P5M	465.00	93	*800P5M	800.00	160	*2250P5M	2250.00	450
475P5M	475.00	95	835P5M	835.00	167	*3500P5M	3500.00	700

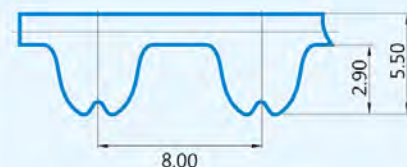
注：带*号为现有规格，其它规格订货时请咨询我公司 Note: * refers to current specifications. Regarding other specifications, please kindly consult our company.

P8M同步带 P8M Synchronous Belt

P8M 同步带轮请参阅P72 Please refer to P72 for P8M synchronous pulley.



P8M型同步带齿形图
Model P8M synchronous belt tooth figure



表示方法
Representation method

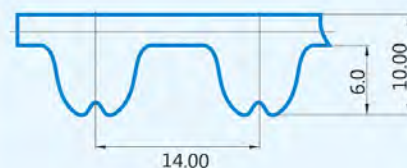
760-P8M-25
带宽代号, 带宽25.0mm
Belt width code, Belt width 25.0
型号, 节距8.0mm
Type, Pitch 8.0mm
同步带节线长760mm
Synchronous belt pitch length 760mm

规格 Type	节线长 Pitch length	齿数 Teeth NO.	规格 Type	节线长 Pitch length	齿数 Teeth NO.	规格 Type	节线长 Pitch length	齿数 Teeth NO.
320P8M	320.00	40	*1000P8M	1000.00	125	1800P8M	1800.00	225
*480P8M	480.00	60	*1032P8M	1032.00	129	*1904P8M	1904.00	238
536P8M	536.00	67	*1040P8M	1040.00	130	*2000P8M	2000.00	250
560P8M	560.00	70	*1056P8M	1056.00	132	*2064P8M	2064.00	258
*600P8M	600.00	75	*1064P8M	1064.00	133	2200P8M	2200.00	275
632P8M	632.00	79	*1080P8M	1080.00	135	*2320P8M	2320.00	290
*640P8M	640.00	80	*1096P8M	1096.00	137	*2400P8M	2400.00	300
680P8M	680.00	85	*1120P8M	1120.00	140	*2496P8M	2496.00	312
720P8M	720.00	90	*1136P8M	1136.00	142	*2552P8M	2552.00	319
760P8M	760.00	95	*1160P8M	1160.00	145	*2600P8M	2600.00	325
*800P8M	800.00	100	*1200P8M	1200.00	150	*2800P8M	2800.00	350
840P8M	840.00	105	1280P8M	1280.00	160	*3048P8M	3048.00	381
856P8M	856.00	107	1352P8M	1352.00	169	*3200P8M	3200.00	400
880P8M	880.00	110	1440P8M	1440.00	180	3304P8M	3304.00	413
*896P8M	896.00	112	1464P8M	1464.00	183	*3600P8M	3600.00	450
*920P8M	920.00	115	1600P8M	1600.00	200	*4400P8M	4400.00	550
*960P8M	960.00	120	*1760P8M	1760.00	220			

P14M同步带 P14M Synchronous Belt



P14M型同步带齿形图
Model P14M synchronous belt tooth figure



表示方法
Representation method

1890-P14M-115
带宽代号, 带宽115.0mm
Belt width code, Belt width 115.0
型号, 节距14.0mm
Type, Pitch 14.0mm
同步带节线长1890mm
Synchronous belt pitch length 1890mm

规格 Type	节线长 Pitch length	齿数 Teeth NO.	规格 Type	节线长 Pitch length	齿数 Teeth NO.	规格 Type	节线长 Pitch length	齿数 Teeth NO.
*966P14M	966.00	69	1890P14M	1890.00	135	3150P14M	3150.00	225
1190P14M	1190.00	85	2100P14M	2100.00	150	*3360P14M	3360.00	240
*1400P14M	1400.00	100	2310P14M	2310.00	165	3500P14M	3500.00	250
*1610P14M	1610.00	115	2450P14M	2450.00	175	3850P14M	3850.00	275
*1764P14M	1764.00	126	2590P14M	2590.00	185	4326P14M	4326.00	309
*1778P14M	1778.00	127	2800P14M	2800.00	200	4578P14M	4578.00	327

注: 带*号为现有规格, 其它规格订货时请咨询我公司 Note: * refers to current specifications. Regarding other specifications, please kindly consult our company.

双面齿同步带 Double Side Synchronous Belt

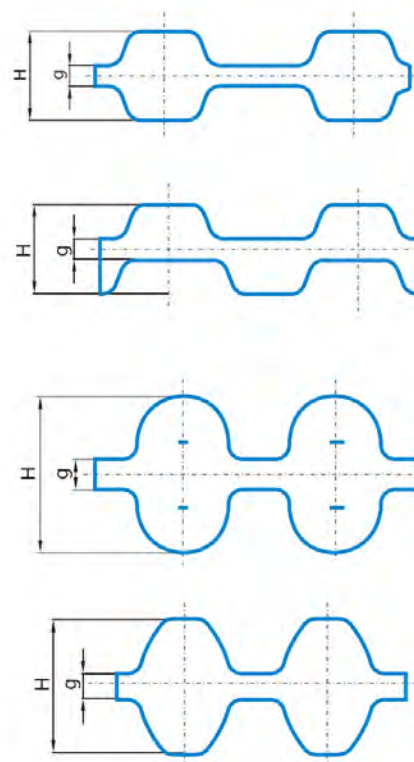


双面齿同步带 Double Side Synchronous Belt

1. 双面齿同步带的节距和齿形采用国际标准生产。
2. 双面齿同步带按带齿的分布可分为两种标准形式:

DA型 双面齿同步带, 其两面带齿呈对称排列;
DB型 双面齿同步带, 其两面带齿呈交错位置排列。

1. We adopt the international standard manufacture for pitch and tooth profile of double-cog synchronous belt.
2. Double side synchronous belt has two standard forms.
Model DA symmetrical arrangement of the two-side tooth
Model DB staggered tooth arrangement to two-side tooth



双面齿同步带的规格型号、节线差及厚度尺寸表
Specification model, pitch line differential, thickness size table

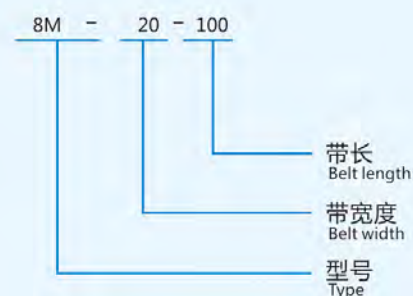
型号 Type	g	H	规格代号 Specification code	节线长(mm) Pitch length	齿数(mm) Teeth No.
D-XL	0.508	3.05	158XL~1020XL	401.32~2590.8	79~510
D-L	0.762	4.58	217L~1148L	552.45~2914.65	58~306
D-H	1.372	5.95	220H~1900H	558.80~4826.00	44~380
D-T5	1	3.4	T5x550~T5x2000	550.00~2000.00	110~400
D-T10	2	7	T10x560~T10x4650	560.00~4650.00	56~465
DA-3M	0.76	3.1	402-3M~3000-3M	402.00~3000.00	134~1670
DA-5M	1.143	5.26	550-5M~4260-5M	550.00~4260.00	110~852
DA-8M	1.372	7.9	552-8M~4520-8M	552.00~4520.00	69~565
DA-14M	2.8	14.84	1036-14M~4578-14M	1036.00~4578.00	74~327
DA-S5M	0.96	4.25	550-S5M~2800-S5M	550.00~2800.00	110~560
DA-S8M	1.372	7.48	560-S8M~4000-S8M	560.00~4000.00	64~500
DA-S14M	2.8	12.36	1008-S14M~4508-S14M	1008.00~4508.00	72~322

注: 双面齿同步带的节距和齿形等同于单面齿同步带的节距和齿形
We adopt the international standard manufacture for pitch and tooth profile of double-cog synchronous belt.

橡胶开口同步带 Rubber Open Timing Belt



表示方法
Representation method



现可生产橡胶切割式开口同步带规格及尺寸
Size and specification of rubber open timing belt

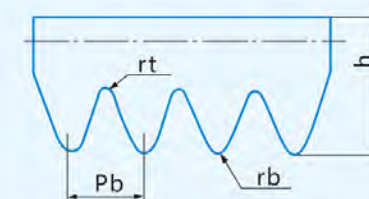
型号 TYPE	开口宽度 Open width	每卷长度(m) Leng per roll	型号 TYPE	开口宽度(mm) Open width	每卷长度(m) Leng per roll
MXL	025	100	S3M	6	100
	031	80		9	70
	037	65		10	65
	050	100		12	55
XL	025	65	S5M	15	40
	031	100		9	130
	037	80		10	120
	050	65		15	80
L	037	65	3M	20	60
	050	100		6	100
	062	80		9	70
	075	65		10	65
H	062	120	5M	12	110
	075	95		15	88
	10mm	85		9	90
T5	15mm	55	8M	10	80
	20mm	40		12	135
T10	10mm	80		15	110
	15mm	110		20	80
S2M	20mm	80	P8M	10	75
	6mm	100		12	120
	9mm	70	S8M	15	100
	10mm	65		18	85
	12mm	110		20	75
	15mm	88			

注：10mm宽度以下(含10mm)2卷起订，除T5、S3M、S5M外。 MOQ:2 rolls≤10mm width,except T5、S3M、S5M.

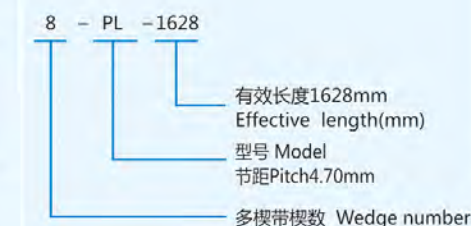
多楔带 Multi-Wedge Belt



多楔带截面图：
Multi-wedge belt section diagram



表示方法
Representation method



多楔带的特性：

1. 传动功率大，空间相同时比普通V带的传动功率高30%。
2. 带体薄，柔软性好，适应带轮直径小的传动，也适应高速传动，带速可达40m/s；
3. 加入短纤维补强可承受较高的横向压力，增加带楔压性能，减少受力后变形；且结构紧凑、振动小，运转更平稳。
4. 具有耐寒耐热、耐油抗腐、抗屈挠，耐磨、耐老化，使用伸长小，寿命长等特性。

The characteristics of multi-wedge belt:

1. It is of large transmission power. Under the conditions of same space, its transmission power is 30% higher than that of ordinary V-belt.
2. The thin belt has fine flexibility. It suits driving small diameter pulley and high speed transmission. Belt speed reaches as high as 40m/s.
3. With short fiber reinforcement, it can bear high horizontal pressure, increase wedge pressure of the belt and reduce deformation after it encounters the force. It also features as compact structure, little vibration and the more smooth operation.
4. It resists cold, heat, oil, corrosion, flex, wear and ageing with long service life and little elongation in use etc.

多楔带的截面尺寸 表1 Multi-wedge sectional size

型号 Type	PH	PJ	PK	PL	PM
楔距pb Wedge distance	1.60	2.34	3.56	4.70	9.4
楔顶圆弧半径rb,最小值 Wedge top arc radius,rb,min,value	0.30	0.40	0.50	0.40	0.75
槽底圆弧半径rt,最大值 Wedge base arc radius,rt,max ,value	0.15	0.20	0.25	0.40	0.75
带高h,近似值 Belt heit,h,approximate value	2.6	3.6	5	8	16



多楔带 Multi-Wedge Belt



PH型 PH type

规格 Type	有效长度 Effective length
PH509	509.00
PH561	561.00
PH621	621.00
PH701	701.00
PH725	725.00
PH770	770.00
PH848	848.00
PH962	962.00
PH977	977.00
PH1044	1044.00
PH1131	1131.00
PH1169	1169.00
PH1217	1217.00
PH1278	1278.00
PH1382	1382.00
PH1476	1476.00
PH1517	1517.00
PH1646	1646.00
PH1725	1725.00
PH1832	1832.00
PH1942	1942.00
PH2196	2196.00
PH2666	2666.00

PJ型 PJ type

规格 Type	有效长度 Effective length
PJ508	508.00
PJ560	560.00
PJ620	620.00
PJ700	700.00
PJ724	724.00
PJ769	769.00
PJ847	847.00
PJ961	961.00
PJ976	976.00
PJ1043	1043.00
PJ1130	1130.00
PJ1168	1168.00
PJ1216	1216.00
PJ1277	1277.00
PJ1381	1381.00
PJ1475	1475.00
PJ1516	1516.00
PJ1645	1645.00
PJ1724	1724.00
PJ1831	1831.00
PJ1941	1941.00
PJ2195	2195.00
PJ2665	2665.00

PK型 PK type

规格 Type	有效长度 Effective length
PK503	503.00
PK555	555.00
PK615	615.00
PK695	695.00
PK719	719.00
PK764	764.00
PK842	842.00
PK956	956.00
PK971	971.00
PK1038	1038.00
PK1125	1125.00
PK1163	1163.00
PK1211	1211.00
PK1272	1272.00
PK1376	1376.00
PK1470	1470.00
PK1511	1511.00
PK1640	1640.00
PK1719	1719.00
PK1826	1826.00
PK1936	1936.00
PK2190	2190.00
PK2660	2660.00

PL型 PL type

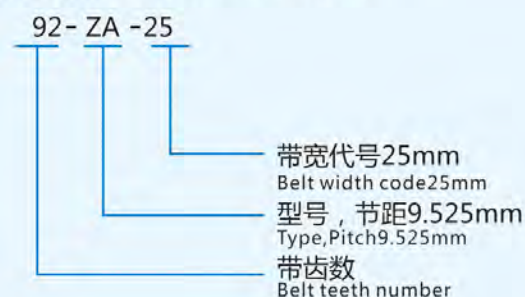
规格 Type	有效长度 Effective length
PL683	683.00
PL707	707.00
PL752	752.00
PL830	830.00
PL944	944.00
PL959	959.00
PL1026	1026.00
PL1113	1113.00
PL1151	1151.00
PL1199	1199.00
PL1260	1260.00
PL1364	1364.00
PL1458	1458.00
PL1499	1499.00
PL1628	1628.00
PL1707	1707.00
PL1814	1814.00
PL1924	1924.00
PL2178	2178.00
PL2250	2250.00
PL2362	2362.00
PL2482	2482.00
PL2751	2751.00

PM型 PM type

规格 Type	有效长度 Effective length
PM1322	1322
PM1335	1335
PM1364	1364
PM1375	1375
PM1445	1445
PM1470	1470
PM1492	1492
PM1524	1524
PM1550	1550
PM1615	1615
PM1642	1642
PM1678	1678
PM1766	1766
PM1810	1810
PM2015	2015
PM2155	2155
PM2220	2220
PM2295	2295
PM2330	2330
PM2453	2453
PM2772	2772
PM2900	2900
PM3100	3100

汽车同步带 Automotive Timing Belt

表示方法：Representation method



汽车同步带介绍 Introduction of car synchronous belt

采用日本进口优质合成氯丁胶（或氢化丁腈橡胶）为主要原料，配入多种不同用途的辅料；骨架材料为日本进口优质玻璃纤维线绳；带齿面采用尼龙66高弹力布做保护，并严格按照技术规范制作。具有外观整洁、齿形饱满、使用寿命长、噪音低、耐热、耐油、耐老化等特点。

The company applies the superior imported polymerized chloroprene rubber (or hydrogenated nitrile-butadiene rubber HNBR) from Japan as main raw materials. It matches with multiple auxiliary materials with different uses. Framework materials are the superior imported glass fiber cord from Japan. Belt tooth surface applies nylon 66 Lycra as protection. It has been manufactured in strict accordance with the technical standards. It features as the tidy outline, full tooth profile, long service life, low noise etc.

型号 Type	齿数 Teeth No.	型号 Type	节距 Pitch	齿高 Tooth height	带厚 Belt thickness
R(MR)	58 70 78 89 92 94 96 97 98 101 102 103	R(MR)	9.525	3.54	5.69
	104 105 106 107 108 109 110 111 112 113 117 123	Y(MY)	8	3.11	5.21
	124 125 127 129 130 133 134 136 148 149 150 151	ZBS	9.525	2.80	5.10
	153 157 158 177				
Y(MY)	99 100 101 103 106 107 111 112 117 113 121 123	YU	8	3.109	5.20
	124 127 128 129 131 137 142 143 144 145 146 159	RU	9.525	3.56	5.70
	169 177 178 191 211	ZA	9.525	1.91	4.10
		FS8M	8	3.05	5.30
ZBS	55 63 65 69 76 83 87 91 92 101 112 117	ZD	9.525	3.50	5.50
	119 120 122 123 134 136 137 141 142 143 149 163	ZR	9.525	3.20	5.40
		ZAS	9.525	2.32	4.62
		ZB	9.525	2.29	4.50
YU	61 65 76 80 83 99 100 101 103 104 106 107	RHD	9.525	3.50	5.70
	109 110 111 112 113 117 121 123 125 130 131 132	RHX	9.525	2.617	4.80
	133 135 140 142 145 146 147 153 154 156 159 164	RPP	9.525	2.25	4.50
	165 168 173 177 179 187 191 193 195 197 201 207	ZH	9.525	3.40	5.50
RU	210 211 219 226 228 251 257 259 265 281				
ZA	59 70 76 79 83 85 89 91 92 93 95 97				
	98 100 101 103 104 105 106 107 108 109 110 111				
	112 113 116 117 118 119 122 123 124 125 126 127				
	130 131 133 134 136 145 149 151 152 153 154 158				
S8M	163 176 177				
S8M	54 55 63 69 76 83 84 85 87 88 89 90				
	91 92 93 94 95 98 102 103 104 106 108 109				
	110 111 115 116 117 120 121 122 123 124 126 127				
	133 139 142				
S8M	65 66 70 73 75 79 80 82 85 89 90 91 95 100 103 105				
	106 109 110 112 118 120 122 123 125 129 130 132 137				
	138 140 141 142 144 145 146 148 149 150 151 152 156				
	160 162 163 164 165 168 169 170 171 173 175 179 180				
S8M	191 192 200 206 209 210 212 216 220 225 239 250				


本公司还生产 R(MR) Y(MY) RU YU ZA ZB ZC ZD ZAS RHD SHX SRP 等同步带产品。
The company also produces R(MR), Y(MY), RU, YU, ZA, ZB, ZC, ZD, ZAS, RHD, SHX, SRP synchronous belts etc.

PU同步带 PU Synchronous Belt

化学性能 Chemical properties

- 防老化、防水解、防紫外线UVA、防臭氧；
- 工作温度-30℃+80℃短时间可承受最高+110℃；
- 高度防油、防油脂；
- 抗大多数酸、碱腐蚀。

- It resists ageing, hydrolysis, ultraviolet ray UVA and ozone.
- Operating temperature: -30℃~80℃, it can bear max. +110℃ within a short period of time.
- Highly oil and grease resistant.
- It resists partial acid and alkali corrosion.



PU同步带 PU Synchronous Belt

PU同步带由热塑聚氨酯材料制成，骨架采用钢丝或芳纶线，保证了传动中良好性能、传动准确、平稳，具有传动和传送作用。

PU synchronous belt is made of thermoplastic polyurethane material. Skeleton applies steel wire or aramid cord to ensure the sound drive properties, accurate and smooth drive. It functions as drive and transfer.

机械性能

1. 尺寸稳定
Fine size stability
2. 预拉力低
Little pre-tension
3. 噪音低
Low noise
4. 高度耐磨损
Highly anti-wear ability
5. 无须维护
Non-maintenance
6. 弹性好
Good elasticity
7. 直线速度最高可达80米/秒
The max linear velocity can reaches 80m/second
8. 高精度的直线定位
High precision linear positioning

PU 同步带可进行特殊加工：

PU Synchronous belt can have the following special processing:

1. 在齿面上加布 Add fabric in tooth surface
2. 在带背上加布 Add fabric in belt back
3. 在带背上覆盖红胶 Cover red glue in belt back
4. 在带背上加档块 Add block in belt back

PU 接驳带 PU connection belt

PU 接驳带是由开口接驳而成的同步带系列，1米以上的长度可按不同的齿数要求进行接驳加工。

PU connection belt is one of synchronous belt series which composes of open connection. Over 1m length can be connected / processed according to different teeth number requirements.

PU 平带 PU flat belt

PU平带除了具有PU带的特性外，其表面摩擦力大，能更好的传递动力及输送。Apart from the characteristics of PU belt, PU flat belt also has large surface friction. It can better transfer motive power and conveyance.



型号 Type	节距 Pitch Pb	齿高 Tooth height hg	带厚 Belt thickness H	标准宽度 (英寸) STANDARD WIDTH
MXL	2.032	0.51	1.14	025 031 037 050 075 100
XL	5.08	1.27	2.30	025 031 037 050 075 100 150 200
L	9.525	1.91	3.60	050 075 100 150 200 300 400 600
H	12.7	2.29	4.30	050 075 100 150 200 300 400 600
XH	22.225	6.35	11.20	100 150 200 300 400 600

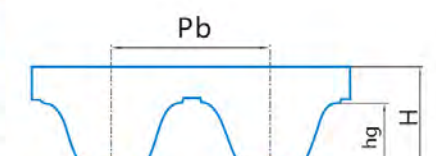
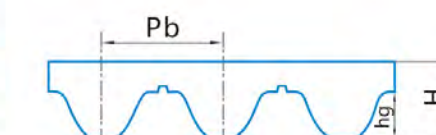
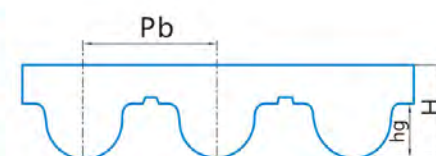
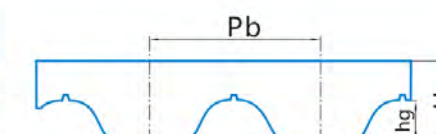
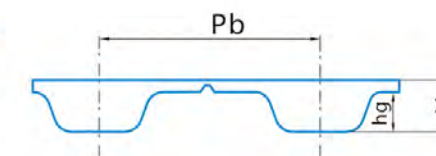
型号 Type	节距 Pitch Pb	齿高 Tooth height hg	带厚 Belt thickness H	标准宽度 (mm) STANDARD WIDTH
T2.5	2.5	0.70	1.30	6 10 16 25
T5	5	1.20	2.20	6 10 16 25 32 50
T10	10	2.50	4.50	12 16 25 32 50 75 100
T20	20	5.00	8.00	25 32 50 75 100 115

型号 Type	节距 Pitch Pb	齿高 Tooth height hg	带厚 Belt thickness H	标准宽度 (mm) STANDARD WIDTH
AT3	3	1.10	1.90	10 20 25 50
AT5	5	1.20	2.70	6 10 16 25 32 50
AT10	10	2.50	4.50	16 25 32 50 75 100
AT20	20	5.00	8.00	25 32 50 75 100 115

型号 Type	节距 Pitch Pb	齿高 Tooth height hg	带厚 Belt thickness H	标准宽度 (mm) STANDARD WIDTH
3M	3	1.17	2.40	6 9 12 15 25 30 50
5M	5	2.10	3.70	10 15 25 50 100 150
8M	8	3.38	5.60	10 15 20 30 50 85 100
14M	14	6.01	10.00	25 40 55 85 100 115

型号 Type	节距 Pitch Pb	齿高 Tooth height hg	带厚 Belt thickness H	标准宽度 (mm) STANDARD WIDTH
S3M	3	1.14	1.90	6 9 12 15 25 30 50
S5M	5	1.85	3.35	10 15 25 50 100 150
S8M	8	3.05	5.30	10 15 20 30 50 85 100
S14M	14	5.30	10.20	25 40 55 85 100 115

型号 Type	节距 Pitch Pb	齿高 Tooth height hg	带厚 Belt thickness H	标准宽度 (mm) STANDARD WIDTH
P5M	5	2.00	3.80	10 15 25 50 100 150
P8M	8	3.20	5.40	10 15 20 30 50 85 100
P14M	14	6.00	10.00	25 40 55 85 100 115





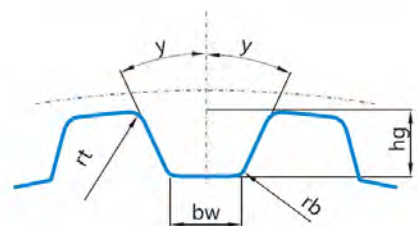
产品特点 The product characteristics

同步带轮与同步带配套，具有传动准确、平衡、噪音小、无滑差又节能的特点，而且结构紧凑、宜于多轴传动、耐油、耐潮、不需要润滑等优点。
Synchronous pulley matches with synchronous belt. It features as accurate and balanced drive, little noise, none slip differential, sound energy-saving. It has the advantages such as compact structure, multi-axial drive, oil and damping resistance, non-lubrication etc.

产品种类（按使用材质分）：

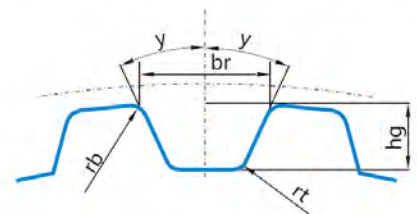
碳素钢材、铸铁、铝合金、工程塑料及特种材质。
Product category (divided according to materials used):
Carbon steel, cast iron, aluminum alloy, engineering plastics, special materials

梯形齿同步带轮齿形尺寸(单位 mm)
Trapezoidal toothed synchronous pulley tooth size (unit: mm)



型号 Type	渐开线齿形 Involute tooth profile	齿形角 Tooth angle	齿底宽 Width of tooth bottom	齿高 ht(tooth height)	齿根圆角 Fillet	齿顶圆角 Tip
	节距Pb	2y°	bw	hg	半径rb	半径rt
MXL	2.032	(56)40	(0.61)0.67	0.64	0.30	0.23
XXL	3.175	50	0.96	0.84	0.30	0.28
XL	5.080		1.27	1.40	0.61	0.61
L	9.525		3.10	2.13	0.86	0.53
H	12.700	40	4.24	2.59	1.47	(1.04)1.42
XH	22.225		7.59	6.88	2.01	1.93
XXH	31.750		11.61	10.29	2.69	2.82

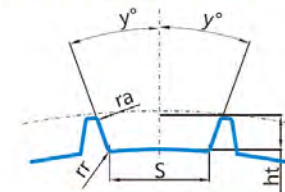
T形齿同步带轮齿形尺寸（单位mm）
T-toothed synchronous pulley tooth size (unit: mm)



型号 Type	节距 Pitch	齿形角 Tooth angle	齿槽顶宽 br Top tooth width		齿深 hg Tooth depth		齿根圆角 Fillet	齿顶圆角 Tip
	Pb	2y°	SE	N	SE	N	半径rt	半径rb
T2.5	2.50	50	1.75	1.83	0.75	1.00	0.20	0.30
T5	5.00		2.96	3.32	1.25	1.95	0.40	0.60
T10	10.00		6.02	6.57	2.60	3.40	0.60	0.80
T20	20.00		11.65	12.60	5.20	6.00	0.80	1.20

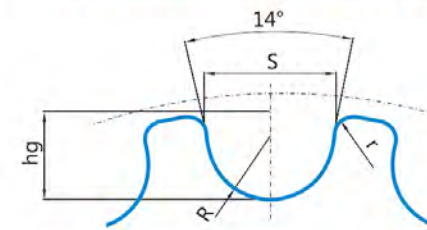
注：MXL型号号为23齿以下尺寸，H型型号为19齿以下尺寸。

AT齿同步带轮齿形尺寸（单位mm）
AT-toothed synchronous pulley tooth size (unit: mm)



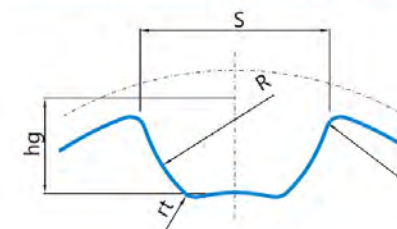
型号 Type	节距 Pitch	齿形角 Tooth angle	齿槽底宽 Groove width	齿高 Tooth height	齿根圆角 Fillet	齿顶圆角 Tip
	Pb	2y°	S	hg	半径rt	半径ra
AT3	3.00	50	1.50	1.00	0.20	0.30
AT5	5.00		2.70	1.10	0.40	0.70
AT10	10.00		5.40	2.35	0.50	1.20
AT20	20.00		10.00	5.00	1.75	2.50

圆弧齿同步带轮齿形尺寸（单位mm）
Arc-toothed synchronous pulley tooth size (unit: mm)



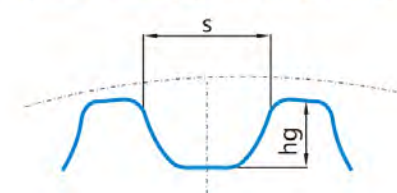
型号 Type	节距 Pitch	齿槽宽 Groove width	齿高 Tooth height	底圆 Clearance circle	齿顶圆角 Tip
	Pb	S	hg	半径R	半径r
3M	3.00	1.90	1.28	0.91	0.26~0.35
5M	5.00	3.25	2.16	1.56	0.48~0.52
8M	8.00	5.35	3.54	2.57	0.78~0.84
14M	14.00	9.80	6.20	4.65	1.36~1.50
20M	20.00	14.80	8.60	6.84	1.95~2.25

S齿同步带轮齿形尺寸（单位mm）
S-toothed synchronous pulley tooth size (unit: mm)



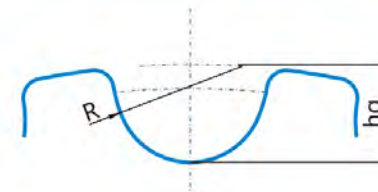
型号 Type	节距 Pitch	齿槽宽 Groove width	齿高 Tooth height	底圆 Clearance circle	齿根圆角 Fillet	齿顶圆角 Tip
	Pb	S	hg	半径R	半径rt	半径rb
S2M	2.00	1.30	0.76	1.325	0.10	0.19
S3M	3.00	1.95	1.11	1.975	0.15	0.28
S4.5M	4.50	2.93	1.59	2.980	0.20	0.38
S5M	5.00	3.25	1.77	3.275	0.25	0.55
S8M	8.00	5.20	2.83	5.300	0.40	0.75
S14M	14.00	9.10	4.95	9.280	0.75	1.31

抛物线齿同步带轮齿形尺寸（单位mm）
Parabolic-toothed synchronous pulley tooth size (unit: mm)



型号 Type	节距 Pitch	齿槽宽 Groove width	齿高 Tooth height
	Pb	S	hg
P2M	2.00	1.33	0.73
P3M	3.00	2.00	1.09
P5M	5.00	3.32	1.81
P8M	8.00	5.35	2.90

G,Y齿同步带轮齿形尺寸（单位mm）
G,Y-toothed synchronous pulley tooth size (unit: mm)



型号 Type	节距 Pitch	齿高 Tooth height	齿侧圆弧 Fillet radius
	Pb	hg	半径R
G2M	2.00	0.75	1.00
G3M	3.00	1.14	1.52
G5M	5.00	1.93	2.54
Y8M	8.00	3.02	3.80

同步带轮 Synchronous Pulley

一、标识说明
Logo description

代号	材料	表面处理
BLA	铝合金	本色阳极氧化
BLH		—
BSY	S45C	发黑处理
BSD		镀锌处理
BSM		—

BLA 40- S2M-06 B N8

表示轴孔规格-孔径
It indicates axle hole specification — bore diameter.

表示同步带轮形状
It shows synchronous pulley shape.

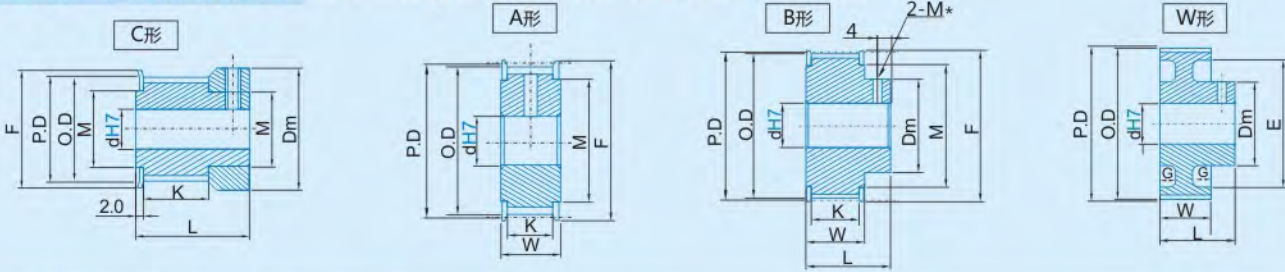
表示配套同步带宽度
It shows width of conveying synchronous belt.

表示同步带轮型号及节距
It shows model and pitch of synchronous belt.

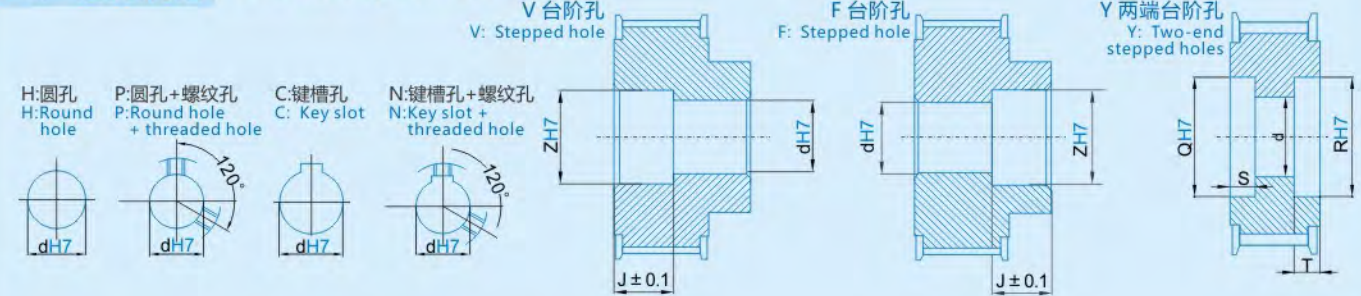
表示同步带轮齿数
It shows tooth number of synchronous pulley.

表示同步带轮材质为铝合金，表面阳极氧化处理
It shows that synchronous pulley is made of aluminum alloy. Surface anodizing treatment

二、同步带轮形状汇总 Assembly of synchronous pulley shapes



三、轴孔规格 Axle hole specifications




四、键槽尺寸表：GB1096
Key slot size table:GB1096



公称型号 Nominal model	dH7	bJS9	t公差 Tolerance	公称型号 Nominal model	dH7	bJS9	t公差 Tolerance	公称型号 Nominal model	dH7	bJS9	t公差 Tolerance
N8	8	+0.015 0	3	±0.0125	1.4			N23	23	+0.021 0	
N10	10							N24	24		
NK10	10							N25	25		
N11	11							N26	26		
N12	12							N27	27		
N13	13							N28	28		
N14	14	+0.018 0	4		1.8			N29	29		
N15	15							N30	30		
N16	16							N31	31		
N17	17							N32	32	+0.025 0	
N18	18							N33	33		
N19	19							N34	34		
N20	20	+0.021 0	5		2.3			N35	35		
N21	21							N36	36		
N22	22										

注：当轴孔为10、键宽为4.0mm，键深为1.8时，轴孔用NK10表示。



MXL同步带轮 MXL Synchronous Pulley

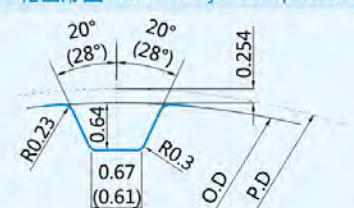
MXL同步带请参阅P11 Please refer to P11 for MXL synchronous belt.



代号	材料	表面处理
BLA	铝合金	本色阳极氧化
BLH		—
BSY	S45C	发黑处理
BSD		镀锌处理
BSM		—

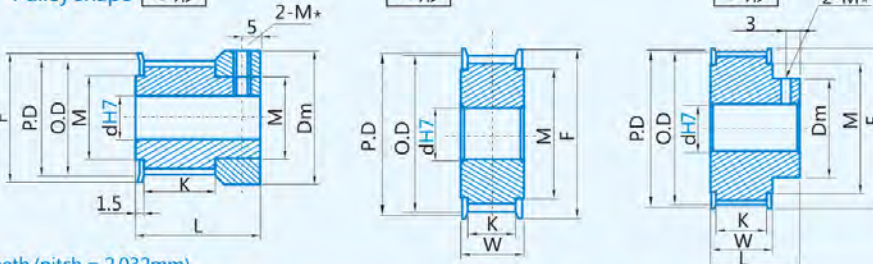
标准同步带宽度	K	W	L
019=4.8mm	6	10	16.5
025=6.4mm	7.5	11.5	18
037=9.5mm	11	15	22
050=12.7mm	14	18	25

MXL轮齿形图 MXL Pulley tooth profile figure



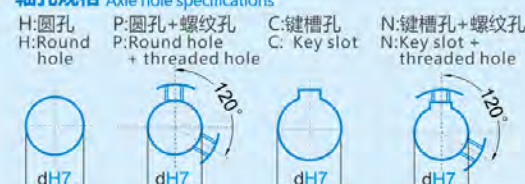
() : 齿数为19齿以下
齿槽尺寸会因齿数不同而略有差异 (节距=2.032mm)
Tooth number: Below 19 teeth
Tooth space size slightly varies according to different teeth (pitch = 2.032mm)

带轮形状 Pulley shape



规格 Type	形状 Shape	节径 P.D	外径 O.D	档边 外径 F	档边 内径 M	轮毂 直径 Dm	内孔dH7 Inner hole dH7				
							A形 A-shaped		B、C形 B、C-shaped		
							H	C.N	H	P	C.N
14MXL	C	9.06	8.55	12	6	12	3、4	-	3、4	3、4	-
15MXL		9.70	9.19	12	6	12	3、4	-	3、4	3、4	-
16MXL		10.35	9.84	14	7	14	3、4、5	-	3、4、5	3、4、5	-
17MXL		11.00	10.49	14	7	14	3、4、5	-	3、4、5	3、4、5	-
18MXL		11.64	11.14	14	7	14	3、4、5	-	3、4、5	3、4、5	-
19MXL	A	12.29	11.78	14	7	14	3、4、5	-	3、4、5	3、4、5	-
20MXL		12.94	12.43	18	11	9	3~6	-	4~6	4、5	-
21MXL		13.58	13.08	18	11	9	3~6	-	4~6	4、5	-
22MXL		14.23	13.72	18	11	9	3~6	-	4~6	4、5	-
23MXL		14.88	14.37	20	12	11	3~8	-	4~7	3~7	-
24MXL	B	15.52	15.02	20	12	11	3~8	-	4~7	3~7	-
25MXL		16.17	15.66	20	12	11	3~8	-	4~7	3~7	-
26MXL		16.82	16.31	23	13	12	3~9	-	4~8	3~8	-
27MXL		17.46	16.96	23	13	12	4~9	-	4~8	4~8	-
28MXL		18.11	17.60	23	13	12	4~9	-	4~8	4~8	-
30MXL		19.40	18.90	25	16	14	4~11	8	4~10	4~8	-
32MXL		20.70	20.19	25	16	14	4~11	8	4~10	4~8	-
34MXL		21.99	21.48	25	16	14	4~11	8	4~10	4~8	-
36MXL		23.29	22.78	28	18	16	5~13	8~11	5~12	5~10	8
38MXL		24.58	24.07	28	18	16	5~13	8~11	5~12	5~10	8
40MXL		25.87	25.36	31	20	18	5~15	8~13	5~14	5~10	8~10
42MXL		27.17	26.66	31	20	18	5~15	8~13	5~14	5~10	8~10
44MXL		28.46	27.95	33	22	20	5~18	8~16	5~16	5~12	8~12
46MXL		29.75	29.24	33	22	20	5~18	8~16	5~16	5~12	8~12
48MXL		31.05	30.54	35	24	22	5~20	8~18	5~18	5~13	8~13
50MXL		32.34	31.83	35	24	22	5~20	8~19	5~18	5~13	8~13
60MXL		38.81	38.30	44	32	28	5~27	8~25	5~24	5~20	8~16
72MXL		46.57	46.06	52	38	30	5~35	8~33	5~26	5~21	8~18

轴孔规格 Axle hole specifications



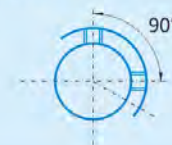
M*螺纹孔尺寸表: (轴孔规格P、N)

M*Threaded hole size table: (Axle hole specifications P, N)

dH7轴孔内径 Inner diameter of dH7 axle hole	3~5	6~18	19~21
M粗牙螺纹 M coarse thread	M3	M4	M5

变更止动螺丝角度用KC90表示

Kc90 shows alteration of stop screw angle.



XL同步带轮 XL Synchronous Pulley

XL同步带请参阅P12 Please refer to P12 for XL synchronous belt.



代号	材料	表面处理
BLA	铝合金	本色阳极氧化
BLH		—
BSY	S45C	发黑处理
BSD		镀锌处理
BSM		—

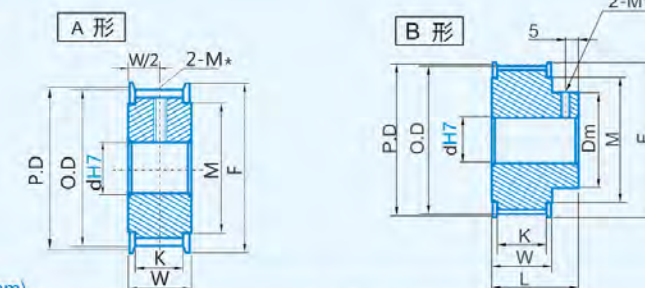
标准同步带宽度	K	W	L
025=6.4mm	7.5	12.5	21
031=7.9mm	9	14	23
037=9.5mm	11	16	25
050=12.7mm	14	19	28

XL轮齿形图 XL Pulley tooth profile figure



齿槽尺寸会因齿数不同而略有差异(节距: 5.08mm)
Tooth space size slightly varies according to different teeth (pitch = 5.08mm)

带轮形状 Pulley shape



规格 Type	形状 Shape	节径 P.D	外径 O.D	档边 外径 F	档边 内径 M	轮毂 直径 Dm	内孔dH7 Inner hole dH7					
							A形 A-shaped			B形 B-shaped		
							H	P	C.N	H	P	C.N
10XL	A	16.17	15.66	20	12	10	4~7	-	-	5、6	5、6	-
11XL		17.79	17.28	23	13	10	4~7	-	-	5、6	5、6	-
12XL		19.40	18.89	25	14	12	4~10	4~6	-	6~8	5、6	-
14XL		22.64	22.13	28	18	15	5~13	5~9	8	6~11	6~8	8
15XL		24.26	23.75	32	20	17	5~13	5~11	8~10	6~13	6~10	8、10
16XL		25.87	25.36	32	20	17	6~13	6~13	8~13	6~13	6~10	8、10
18XL		29.11	28.60	35	24	21	6~16	6~15	8~15	6~16	6~13	8~13
19XL		30.72	30.21	35	24	21	6~16	6~15	8~15	6~16	6~15	8~13
20XL		32.34	31.83	38	26	24	8~19	8~16	8~16	8~19	8~15	8~15
21XL		33.96	33.45	38	26	24	8~19	8~18	8~18	8~19	8~16	8~16
22XL	B	35.57	35.06	43	30	26	8~22	8~20	8~20	8~22	8~18	8~18
24XL		38.81	38.30	44	32	26	8~22	8~22	8~22	8~22	8~18	8~18
25XL		40.43	39.92	48	36	30	8~27	8~22	8~22	8~26	8~19	8~19
26XL		42.04	41.53	48	36	30	8~27	8~23	8~23	8~26	8~20	8~20
28XL		45.28	44.77	55	39	35	8~32	8~25	8~25	8~31	8~25	8~20
30XL		48.51	48.00	55	39	35	10~32	10~30	10~30	10~31	10~25	10~20
32XL		51.74	51.23	60	46	40	10~37	10~30	10~30	10~36	10~30	10~25
34XL		54.98	54.47	60	46	40	10~38	10~30	10~30	10~36	10~30	10~25
36XL		58.21	57.70	67	50	40	10~42	10~30	10~30	10~36	10~30	10~25
38XL		61.45	60.94	67	50	40	10~43	10~30	10~30	10~36	10~30	10~25
40XL		64.68	64.17	74	53	40	10~50	10~30	10~30	10~36	10~30	10~25
42XL		67.91	67.40	74	53	40	10~50	10~30	10~30	10~36	10~30	10~25
44XL		71.15	70.64	78	58	40	10~52	10~30	10~30	10~36	10~30	10~25
46XL		74.38	73.87	78	58	40	10~55	10~30	10~30	10~36	10~30	10~25
48XL		77.62	77.11	87	68	40	10~59	10~30	10~30	10~36	10~30	10~25
50XL		80.85	80.34	87	68	40	10~59	10~30	10~30	10~36	10~30	10~25
60XL	97.02	96.51	105	84	40	10~76	10~30	10~30	10~36	10~30	10~25	
72XL	116.43	115.92	123	101	40	10~80	10~30	10~30	10~36	10~30	10~25	

轴孔规格 Axle hole specifications



M*螺纹孔尺寸表: (轴孔规格P、N)

M*Threaded hole size table: (Axle hole specifications P, N)

dH7轴孔内径 Inner diameter of dH7 axle hole	4	5~12	13~17	18~30
M粗牙螺纹 M coarse thread	M3	M4	M5	M6

变更止动螺丝角度用KC90表示

Kc90 shows alteration of stop screw angle.



L 同步带轮 L Synchronous Pulley

L同步带请参阅P13 Please refer to P13 for L synchronous belt.



代号	材料	表面处理
BLA	铝合金	本色阳极氧化
BLH		—
BSY	S45C	发黑处理
BSD		镀锌处理
BSM		—

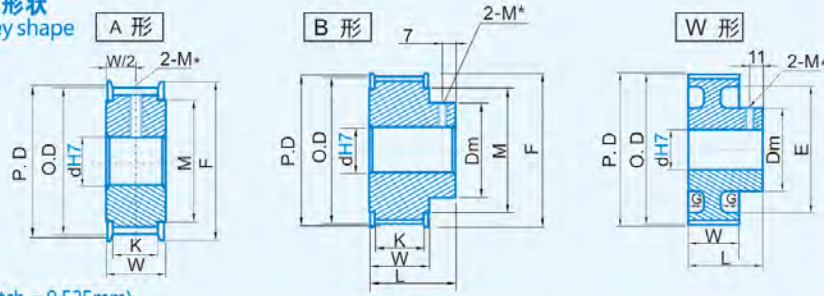
标准同步带宽度	K	W	G	L60齿以下	L60齿以上
050=12.7mm	14	19	5	31	39
075=19.1mm	21	26	8	38	46
100=25.4mm	27	32	11	44	53
150=38.1mm	40	45	14	57	—

L 轮齿形图 L Pulley tooth profile figure



齿槽尺寸会因齿数不同而略有差异 (节距=9.525mm)
Tooth space size slightly varies according to different teeth (pitch = 9.525mm)

带轮形状 Pulley shape



规格 Type	形状 Shape	节径 P.D	外径 O.D	档边 外径 F	档边 内径 M	透孔 外径 E	轮毂 直径 Dm	内孔dH7 Inner hole dH7					
								A形 A-shaped			B、W形 B、W-shaped		
								H	P	C.N	H	P	C.N
12L	A	36.38	35.62	43	30	—	27	8~22	8~18	8~18	8~22	8~18	8~18
14L		42.45	41.69	48	36	—	30	8~27	8~21	8~21	8~26	8~20	8~20
15L		45.48	44.72	48	36	—	30	8~27	8~23	8~23	8~26	8~20	8~20
16L		48.51	47.75	55	39	—	32	10~32	10~26	10~23	10~28	10~22	10~22
17L		51.54	50.78	55	39	—	34	10~32	10~26	10~26	10~30	10~24	10~23
18L		54.57	53.81	60	46	—	36	10~37	10~29	10~29	10~32	10~26	10~23
19L		57.61	56.85	65	50	—	38	12~42	12~34	12~30	12~34	12~28	12~25
20L		60.64	59.88	67	50	—	40	12~42	12~34	12~30	12~36	12~30	12~26
21L		63.67	62.91	70	55	—	42	12~48	12~40	12~32	12~38	12~30	12~26
22L		66.70	65.94	75	55	—	45	12~52	12~42	12~34	12~41	12~33	12~30
24L	B	72.77	72.01	83	63	—	50	12~59	12~49	12~41	12~46	12~38	12~30
25L		75.80	75.04	83	63	—	50	12~59	12~49	12~41	12~46	12~38	12~30
26L		78.83	78.07	86	66	—	50	12~59	12~49	12~41	12~46	12~38	12~30
28L		84.89	84.13	94	74	—	50	12~67	12~57	12~49	12~46	12~38	12~30
30L		90.96	90.20	99	78	—	56	12~72	12~62	12~50	12~52	12~42	12~34
32L		97.02	96.26	105	84	—	56	14~76	14~65	14~50	14~52	14~42	14~34
34L	W	103.08	102.32	112	90	—	63	14~80	14~65	14~50	14~59	14~49	14~41
36L		109.15	108.39	119	100	—	63	14~80	14~65	14~50	14~59	14~49	14~41
38L		115.22	114.46	126	100	—	63	16~80	16~65	16~50	16~59	16~49	16~50
40L		121.28	120.52	131	111	—	63	16~80	16~65	16~50	16~67	16~49	16~41
42L		127.34	126.58	135	115	—	71	16~80	16~65	16~50	16~67	16~57	16~41
44L		133.40	132.64	136	118	—	71	16~80	16~65	16~50	16~67	16~57	16~49
46L		139.47	137.71	144	111	—	71	16~80	16~65	16~50	16~67	16~57	16~49
48L		145.53	144.77	152	134	—	71	16~80	16~65	16~50	16~67	16~57	16~49
50L		151.60	150.84	160	140	—	71	16~80	16~65	16~50	16~67	16~57	16~49
60L		181.91	181.15	—	—	160	71	16~100	16~65	16~50	16~67	16~57	16~49
72L		218.30	217.54	—	—	197	71	16~100	16~65	16~50	16~67	16~57	16~49

轴孔规格 Axle hole specifications



M*螺纹孔尺寸表: (轴孔规格P、N)

M*Threaded hole size table: (Axle hole specifications P, N)

dH7轴孔内径 Inner diameter of dH7 axle hole	6~12	13~17	18~30	31~45	46~65
M粗牙螺纹 M coarse thread	M4	M5	M6	M8	M10

变更止动螺丝角度用KC90表示

Kc90 shows alteration of stop screw angle.



H 同步带轮 H Synchronous Pulley

H同步带请参阅P14 Please refer to P14 for H synchronous belt.



代号	材料	表面处理
BLA	铝合金	本色阳极氧化
BLH		—
BSY	S45C	发黑处理
BSD		镀锌处理
BSM		—

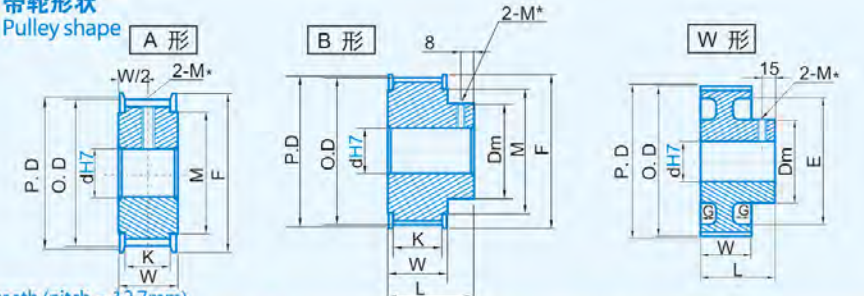
标准同步带宽度	K	W	G	L	L38齿~70齿	L72齿以上
075=19.1mm	21	26	7	41	—	—
100=25.4mm	27	32	11	47	53	58
150=38.1mm	40	45	14	60	65	70
200=50.8mm	54	59	18	74	—	—

H 轮齿形图 H Pulley tooth profile figure



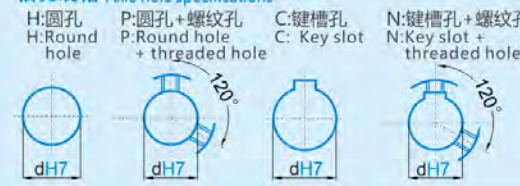
() : 齿数为19齿以下
齿槽尺寸会因齿数不同而略有差异 (节距=12.7mm)
Tooth number: Below 19 teeth
Tooth space size slightly varies according to different teeth (pitch = 12.7mm)

带轮形状 Pulley shape



规格 Type	形状 Shape	节径 P.D	外径 O.D	档边 外径 F	档边 内径 M	透孔 外径 E	轮毂 直径 Dm	轴孔径dH7 Axle aperture dH7					
								A形 A-shaped			B形 B-shaped		
								H	P	C.N	H	P	C.N
14H	A	56.60	55.22	60	46	—	39	12~37	12~30	12~29	12~35	12~29	12~25
15H		60.64	59.27	67	50	—	45	12~42	12~34	12~30	12~41	12~33	12~29
16H		64.68	63.31	70	55	—	48	12~48	12~40	12~35	12~44	12~36	12~30
17H		68.72	67.35	80	60	—	48	12~52	12~44	12~40	12~44	12~36	12~30
18H		72.77	71.39	80	60	—	50	12~52	12~44	12~43	12~46	12~38	12~35
19H		76.81	75.44	87	68	—	50	14~59	14~49	14~47	14~46	14~38	14~35
20H		80.85	79.48	87	68	—	58	14~59	14~50	14~50	14~54	14~46	14~38
21H		84.89	83.52	94	74	—	58	14~67	14~57	14~50	14~54	14~46	14~38
22H		88.94	87.56	94	74	—	58	14~67	14~57	14~50	16~54	14~46	14~38
24H		97.02	95.65	105	84	—	58	16~76	16~65	16~50	16~59	16~46	16~38
25H	B	101.06	99.69	112	90	—	63	16~80	16~65	16~50	20~59	16~49	16~41
26H		105.11	103.73	112	90	—	63	20~80	20~65	20~50	20~59	20~49	20~41
28H		113.19	111.82	123	101	—	63	20~80	20~65	20~50	20~59	20~49	20~41
30H		121.28	119.90	126	100	—	63	20~80	20~65	20~50	20~59	20~49	20~41
32H		129.36	127.99	135	115	—	63	20~80	20~65	20~50	20~67	20~49	20~43
34H		137.45	136.07	144	111	—	71	20~80	20~65	20~50	20~67	20~57	20~49
36H	W	145.53	144.16	152	134	—	71	20~80	20~65	20~50	20~67	20~57	20~49
38H		153.62	152.24	165	136	126	88	20~80	20~65	20~50	20~67	20~57	20~49
40H		161.70	160.33	170	150	135	88	20~80	20~65	20~50	20~67	20~57	20~49
42H		169.79	168.41	180	155	143	88	20~80	20~65	20~50	20~67	20~57	20~49
44H		177.87	176.50	190	161	152	88	20~80	20~65	20~50	20~67	20~57	20~49
48H		194.04	192.67	205	180	168	88	20~80	20~65	20~50	20~67	20~57	20~49
50H		202.13	200.76	210	185	175	88	20~100	20~65	20~50	20~67	20~57	25~49
60H		242.55	241.18	—	—	216	88	—	—	—	25~67	20~57	25~49
72H		291.06	289.69	—	—	265	88	—	—	—	25~67	20~57	25~49

轴孔规格 Axle hole specifications



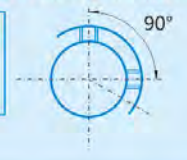
M*螺纹孔尺寸表: (轴孔规格P、N)

M*Threaded hole size table: (Axle hole specifications P, N)

dH7轴孔内径 Inner diameter of dH7 axle hole	12	13~17	18~30	31~45	46~65
M粗牙螺纹 M coarse thread	M4	M5	M6	M8	M10

变更止动螺丝角度用KC90表示

Kc90 shows alteration of stop screw angle.



XH同步带轮 XH Synchronous Pulley

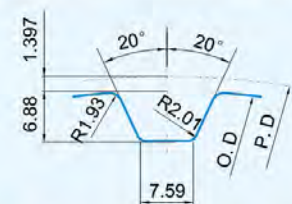
XH同步带请参阅P15 Please refer to P15 for XH synchronous belt.



代号	材料	表面处理
BLA	铝合金	本色阳极氧化
BLH		—
BSY	S45C	发黑处理
BSD		镀锌处理
BSM		—

标准同步带宽度	K	W	G	L34齿以下	L35齿以上
200=50.8mm	57	65	18	80	100
300=76.2mm	84	92	25	110	120
400=101.6mm	111	119	30	132	148

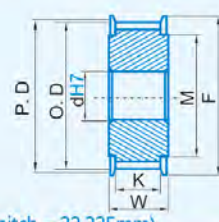
XH 轮齿形图 XH Pulley tooth profile figure



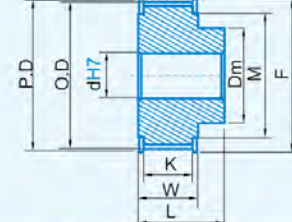
齿槽尺寸会因齿数不同而略有差异(节距: 22.225mm)
Tooth space size slightly varies according to different teeth (pitch = 22.225mm)

带轮形状 Pulley shape

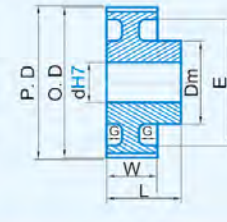
A 形



B 形



W 形



规格 Type	形状 Shape	节径 P.D	外径 O.D	档边 外径 F	档边 内径 M	透孔 外径 E	轮毂 直径 Dm	轴孔径dH7 Axle aperture dH7			
								A形 A-shaped		B、W形 B、W-shaped	
								H	C.N	H	C.N
18XH	A	127.34	124.55	136	101	-	80	24~60	24~55	24~52	24~45
19XH		134.41	131.62	144	111	-	90	24~60	24~60	24~55	24~45
20XH		141.49	138.69	155	94	-	90	24~60	24~45	24~55	24~45
21XH		148.56	145.77	161	131	-	110	24~110	24~85	24~95	24~80
22XH		155.64	152.84	170	135	-	110	25~110	25~85	25~95	25~80
24XH	B	169.79	166.99	183	122	-	118	25~100	25~84	25~95	25~80
25XH		176.86	174.07	188	130	-	120	28~110	28~100	28~90	28~85
26XH		183.93	181.14	190	161	-	120	28~110	28~100	28~90	28~85
27XH		191.01	188.22	208	173	-	120	28~120	28~110	28~100	28~90
28XH		198.09	195.30	208	173	-	120	28~120	28~110	28~100	28~90
30XH	W	212.23	209.44	224	190	-	120	32~142	32~100	32~102	32~90
32XH		226.38	223.59	240	198	173	120	32~142	32~100	32~102	32~90
34XH		240.53	237.74	260	220	190	120	35~142	35~100	35~102	35~100
38XH		268.83	266.03	-	-	216	150	35~120	35~100	35~120	35~100
40XH		282.98	280.18	-	-	230	150	35~120	35~100	35~120	35~100
48XH		339.57	336.78	-	-	286	150	40~120	40~110	40~120	40~110
60XH		424.47	421.67	-	-	370	150	40~120	41~110	40~120	41~110

轴孔规格 Axle hole specifications



变更止动螺丝角度用KC90表示

Kc90 shows alteration of stop screw angle.



XXH同步带轮 XXH Synchronous Pulley

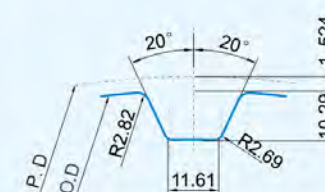
XXH同步带请参阅P15 Please refer to P15 for XXH synchronous belt.



代号	材料	表面处理
BLA	铝合金	本色阳极氧化
BLH		—
BSY	S45C	发黑处理
BSD		镀锌处理
BSM		—

标准同步带宽度	K	W	G	L22齿以下	L22齿以上
200=50.8mm	57	65	18	80	100
300=76.2mm	84	92	25	110	120
400=101.6mm	111	119	30	132	148

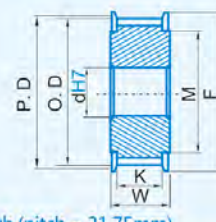
XXH 轮齿形图 XXH Pulley tooth profile figure



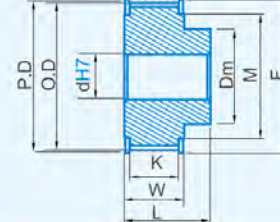
齿槽尺寸会因齿数不同而略有差异(节距: 31.75mm)
Tooth space size slightly varies according to different teeth (pitch = 31.75mm)

带轮形状 Pulley shape

A 形



B 形



W 形



规格 Type	形状 Shape	节径 P.D	外径 O.D	档边 外径 F	档边 内径 M	透孔 外径 E	轮毂 直径 Dm	轴孔径dH7 Axle aperture dH7			
								A形 A-shaped		B、W形 B、W-shaped	
								H	C.N	H	C.N
18XXH	A	181.91	178.87	198	140	-	140	25~100	25~90	25~100	25~90
19XXH		192.02	188.97	208	140	-	140	25~100	25~90	25~100	25~90
20XXH		202.13	199.08	208	150	-	150	28~110	28~100	28~110	28~100
21XXH		212.23	209.19	229	160	-	150	28~110	28~100	28~110	28~100
22XXH		222.34	219.29	239	170	-	150	28~120	28~110	28~120	28~110
24XXH	W	242.55	239.50	-	-	190	150	32~120	32~110	32~120	32~110
25XXH		252.66	249.61	-	-	199	150	32~120	32~110	32~120	32~110
26XXH		262.76	259.71	-	-	209	150	35~120	35~110	35~120	35~110
27XXH		272.87	269.82	-	-	219	150	35~125	35~120	35~125	35~120
30XXH		303.19	300.14	-	-	250	150	38~125	38~120	38~125	38~120
40XXH		404.25	401.21	-	-	352	150	45~130	45~120	45~130	45~120
48XXH		485.10	482.06	-	-	432	175	45~150	45~140	45~150	45~140
60XXH		606.38	603.33	-	-	554	175	55~150	55~145	55~150	55~145
72XXH		727.66	724.61	-	-	675	175	55~150	55~145	55~150	55~145

轴孔规格 Axle hole specifications



变更止动螺丝角度用KC90表示

Kc90 shows alteration of stop screw angle.



T2.5同步带轮 T2.5 Synchronous Pulley

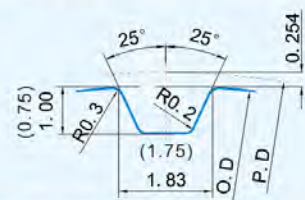
T2.5同步带请参阅P16 Please refer to P16 for T2.5 synchronous belt.



代号	材料	表面处理
BLA	铝合金	本色阳极氧化
BLH		—
BSY	S45C	发黑处理
BSD		镀锌处理
BSM		—

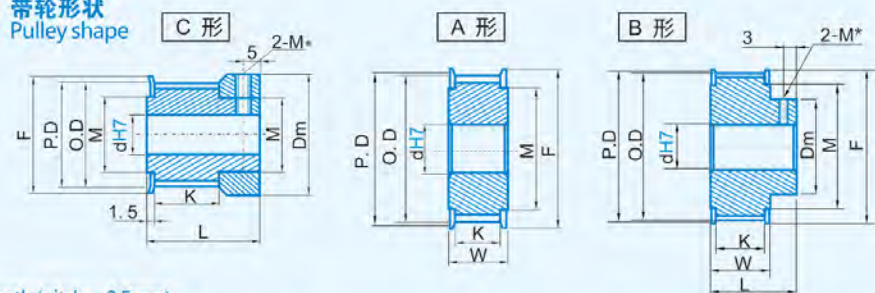
标准同步带宽度	K	W	L
06=6mm	7	11	18
10=10mm	11	15	22
15=15mm	16	20	27

T2.5 轮齿形图 T2.5 Pulley tooth profile figure



括号内为≤20齿尺寸
齿槽尺寸会因齿数不同而略有差异(节距: 2.5mm)
Tooth space size slightly varies according to different teeth (pitch = 2.5mm)

带轮形状 Pulley shape



规格 Type	形状 Shape	节径 P.D	外径 O.D	挡边 外径 F	挡边 内径 M	轮毂 直径 Dm	轴孔径dH7 Axle aperture dH7				
							A形 A-shaped		B形 B-shaped		
							H	C.N	H	P	C.N
T2.5x16	C	12.73	12.22	16	9.5	16	3、4、5	-	3、4、5	3、4、5	-
T2.5x18		14.32	13.81	18	11	18	3~6	-	4~6	4、5	-
T2.5x20		15.92	15.41	20	12	20	3~6	-	4~6	4、5	-
T2.5x21		16.71	16.20	21	13	21	3~6	-	4~6	4、5	-
T2.5x22		17.51	17.00	23	13	23	3~6	-	4~6	4、5	-
T2.5x23	A	18.30	17.79	25	14	25	3~8	-	4~7	3~7	-
T2.5x24		19.10	18.59	25	14	25	3~8	-	4~7	3~7	-
T2.5x25		19.89	19.38	25	16	13	3~8	-	4~7	3~7	-
T2.5x26		20.69	20.18	25	16	13	3~9	-	4~8	3~8	-
T2.5x27		21.49	20.98	25	16	14	4~9	-	4~8	4~8	-
T2.5x28	B	22.28	21.77	25	16	13	4~9	-	4~8	4~8	-
T2.5x30		23.87	23.36	28	18	16	4~11	8	4~10	4~8	-
T2.5x32		25.47	24.96	32	20	16	4~11	8	4~10	4~8	-
T2.5x34		27.06	26.55	35	24	18	4~11	8	4~10	4~8	-
T2.5x36		28.65	28.14	35	24	20	5~13	8~11	5~12	5~10	8
T2.5x38		30.24	29.73	38	26	22	5~13	8~11	5~12	5~10	8
T2.5x40		31.83	31.32	38	26	22	5~15	8~13	5~14	5~10	8、10
T2.5x42		33.42	32.91	42	28	24	5~15	8~13	5~14	5~10	8、10
T2.5x44		35.01	34.50	42	28	24	5~18	8~16	5~16	5~12	8~12
T2.5x45		35.81	35.30	-	-	26	5~18	8~16	5~16	5~12	8~12
T2.5x48		38.20	37.69	-	-	26	5~20	8~18	5~18	5~13	8~13
T2.5x54		42.97	42.46	-	-	30	5~20	8~18	5~18	5~13	8~13
T2.5x57		45.36	44.85	-	-	32	5~27	8~25	5~24	5~20	8~16
T2.5x60		47.75	47.24	-	-	34	5~35	8~33	5~26	5~21	8~18

轴孔规格 Axle hole specifications



M*螺纹孔尺寸表: (轴孔规格P、N)

M*Threaded hole size table: (Axle hole specifications P, N)

dH7轴孔内径 Inner diameter of dH7 axle hole	3~5	6~18	19~21
M粗牙螺纹 M coarse thread	M3	M4	M5

变更止动螺丝角度用KC90表示

Kc90 shows alteration of stop screw angle.



T5同步带轮 T5 Synchronous Pulley

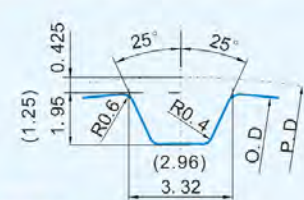
T5同步带请参阅P16 Please refer to P16 for T5 synchronous belt.



代号	材料	表面处理
BLA	铝合金	本色阳极氧化
BLH		—
BSY	S45C	发黑处理
BSD		镀锌处理
BSM		—

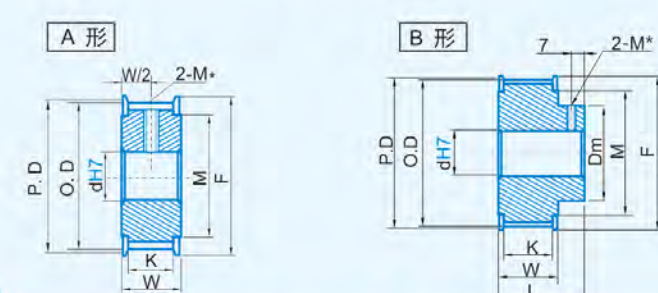
标准同步带宽度	K	W	L
10=10mm	11	16	28
15=15mm	17	22	34
20=20mm	22	27	39
25=25mm	27	32	44

T5 轮齿形图 T5 Pulley tooth profile figure



括号内为≤20齿尺寸
齿槽尺寸会因齿数不同而略有差异(节距: 5.0mm)
Tooth space size slightly varies according to different teeth (pitch = 5.0mm)

带轮形状 Pulley shape



规格 Type	形状 Shape	节径 P.D	外径 O.D	挡边 外径 F	挡边 内径 M	轮毂 直径 Dm	内 孔dH7 Inner hole dH7					
							A 形 A-shaped			B 形 B-shaped		
							H	P	C.N	H	P	C.N
T5x12	A	19.10	18.25	23	13	—	6~8	6~8	8	-	-	-
T5x14		22.28	21.43	25	16	14	6~10	6~10	8、10	6~10	6~8	-
T5x15		23.88	23.03	28	18	15	6~10	6~10	8、10	6~10	6~8	-
T5x16		25.46	24.61	32	20	17	7~12	7~12	8~12	7~12	7~10	8
T5x18		28.65	27.80	33	22	19	7~14	7~12	8~12	7~14	7~11	8 10
T5x20		31.83	30.98	35	24	19	7~16	7~16	8~16	7~15	7~12	8 10
T5x22		35.01	34.16	40	27	24	7~19	7~18	8~18	7~19	7~15	8~12
T5x24		38.20	37.35	44	32	27	7~22	7~20	8~20	7~22	7~17	8~13
T5x25		39.79	38.94	44	32	27	7~22	7~20	8~20	7~22	7~18	8~15
T5x26		B	41.38	40.53	47	34	31	8~27	8~22	8~22	8~27	8~21
T5x28	44.56		43.71	47	34	32	8~27	8~24	8~24	8~27	8~22	8~18
T5x30	47.75		46.90	51	36	33	10~28	10~26	10~26	10~28	10~23	10~18
T5x32	50.93		50.08	55	39	37	10~32	10~28	10~28	10~32	10~27	10~22
T5x34	54.11		53.26	60	46	40	10~37	10~30	10~30	10~36	10~30	10~25
T5x36	57.30		56.45	60	46	40	10~37	10~30	10~30	10~36	10~30	10~25
T5x40	63.66		62.81	67	50	47	10~42	10~38	10~38	10~42	10~37	10~29
T5x44	70.03		69.18	75	55	50	12~50	12~42	12~40	12~46	12~40	12~32
T5x48	76.39		75.54	83	63	60	12~55	12~45	12~40	12~55	12~45	12~40
T5x50	79.58		78.73	87	68	63	12~59	12~45	12~43	12~59	12~45	12~43
T5x60	95.49	94.64	99	78	75	12~72	12~45	12~45	12~71	12~45	12~45	

轴孔规格 Axle hole specifications



M*螺纹孔尺寸表: (轴孔规格P、N)

M*Threaded hole size table: (Axle hole specifications P, N)

dH7轴孔内径 Inner diameter of dH7 axle hole	5	6~12	13~17	18~30	31~45
M粗牙螺纹 M coarse thread	M3	M4	M5	M6	M8

变更止动螺丝角度用KC90表示

Kc90 shows alteration of stop screw angle.



T10同步带轮 T10 Synchronous Pulley

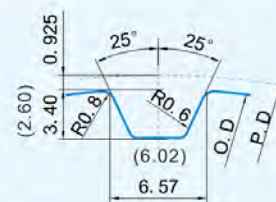
T10同步带请参阅P17 Please refer to P17 for T10 synchronous belt.



代号	材料	表面处理
BLA	铝合金	本色阳极氧化
BLH		—
BSY	S45C	发黑处理
BSD		镀锌处理
BSM		—

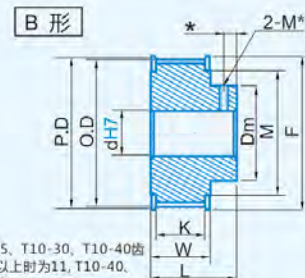
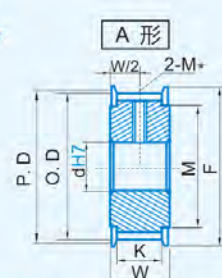
标准同步带宽度	K	W	L为44齿以下	L为44齿以上
15=15mm	17	22	37	-
20=20mm	22	27	42	-
25=25mm	27	32	47	52
30=30mm	32	37	52	57
40=40mm	43	48	61	63
50=50mm	53	58	70	-

T10 轮齿形图 T10 Pulley tooth profile figure



括号内为≤20齿尺寸
齿槽尺寸会因齿数不同而略有差异(节距: 10.0mm)
Tooth space size slightly varies according to different teeth (pitch = 10.0mm)

带轮形状 Pulley shape



*: 表示T10-25, T10-30, T10-40齿数在44齿以上时为11, T10-40, T10-50时为(L-W)/2

规格 Type	形状 Shape	节径 P.D	外径 O.D	挡边 外径 F	挡边 内径 M	轮毂 直径 Dm	内孔dH7 Inner hole dH7					
							A形 A-shaped			B形 B-shaped		
							H	P	C.N	H	P	C.N
T10x12	A	38.20	36.35	40	27	-	12~19	12~18	12~18	-	-	-
T10x14		44.56	42.71	47	34	32	12~27	12~26	12~26	12~27	12~22	12~20
T10x15		47.75	45.90	51	36	33	12~28	12~26	12~26	12~28	12~23	12~20
T10x16		50.93	49.08	57	41	37	12~32	12~30	12~30	12~32	12~27	12~22
T10x18		57.28	55.43	61	48	40	12~37	12~30	12~30	12~36	12~30	12~25
T10x20	B	63.66	61.81	67	50	47	12~42	12~40	12~40	12~42	12~35	12~29
T10x22		70.03	68.18	80	60	50	14~52	14~48	14~48	14~46	14~38	14~32
T10x24		76.39	74.54	86	66	60	14~59	14~50	14~50	14~56	14~46	14~40
T10x25		79.58	77.73	86	66	63	14~59	14~50	14~50	14~59	14~49	14~43
T10x26		82.76	80.91	86	66	63	14~59	14~50	14~50	14~59	14~49	14~43
T10x28		89.13	87.28	94	74	70	16~67	16~57	16~50	16~66	16~56	16~48
T10x30		95.49	93.64	105	84	75	16~76	16~65	16~50	16~71	16~61	16~50
T10x32		101.86	100.01	112	90	85	20~80	20~65	20~50	20~80	20~65	20~50
T10x34		108.23	106.38	119	100	90	20~80	20~65	20~50	20~80	20~65	20~50
T10x36		114.59	112.74	123	101	95	20~80	20~65	20~50	20~80	20~65	20~50
T10x40		127.32	125.47	135	115	100	20~80	20~65	20~50	20~80	20~65	20~50
T10x44		140.06	138.21	152	121	100	20~80	20~65	20~50	20~80	20~65	20~50
T10x48		152.78	150.93	160	140	100	20~80	20~65	20~50	20~80	20~65	20~50
T10x50		159.15	157.30	170	150	100	20~80	20~65	20~50	20~80	20~65	20~50
T10x60		190.99	189.14	201	171	100	20~80	20~65	20~50	20~80	20~65	20~50

轴孔规格 Axle hole specifications



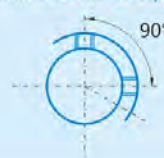
M*螺纹孔尺寸表: (轴孔规格P、N)

M*Threaded hole size table: (Axle hole specifications P, N)

dH7轴孔内径 Inner diameter of dH7 axle hole	8~12	13~17	18~30	31~45	46~65
M粗牙螺纹 M coarse thread	M4	M5	M6	M8	M10

变更止动螺丝角度用KC90表示

Kc90 shows alteration of stop screw angle.



T20同步带轮 T20 Synchronous Pulley

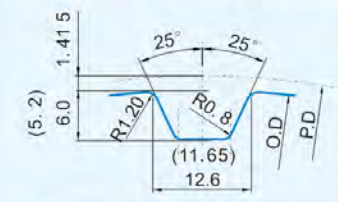
T20同步带请参阅P17 Please refer to P17 for T20 synchronous belt.



代号	材料	表面处理
BLA	铝合金	本色阳极氧化
BLH		—
BSY	S45C	发黑处理
BSD		镀锌处理
BSM		—

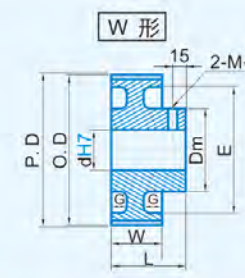
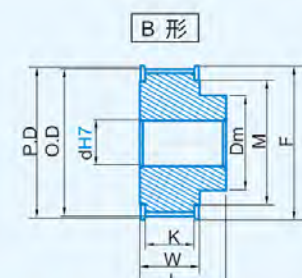
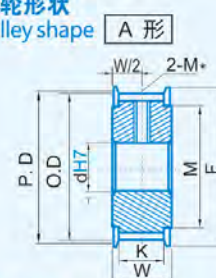
标准同步带宽度	K	W	G	L
32=32mm	35	41	12	70
50=50mm	57	65	20	94
75=75mm	80	88	25	118
100=100mm	105	112	30	123
115=115mm	120	130	35	160

T20 轮齿形图 T20 Pulley tooth profile figure



括号内为≤20齿尺寸
齿槽尺寸会因齿数不同而略有差异(节距: 20.0mm)
Tooth space size slightly varies according to different teeth (pitch = 20.0mm)

带轮形状 Pulley shape



规格 Type	形状 Shape	节径 P.D	外径 O.D	挡边 外径 F	挡边 内径 M	透孔 外径 E	轮毂 直径 Dm	轴孔dH7 Axle aperture dH7			
								A形 A-shaped		B、W形 B、W-shaped	
								H	C.N	H	C.N
T20x18	A	114.59	111.76	120	80	-	65	24~60	24~40	24~60	24~40
T20x19		120.96	118.13	130	80	-	65	24~60	24~42	24~60	24~42
T20x20		127.33	124.49	136	90	-	85	24~60	24~45	24~60	24~45
T20x21		133.69	130.86	142	92	-	85	24~110	24~55	24~110	24~55
T20x22		140.06	137.23	150	100	-	90	25~110	25~55	25~110	25~55
T20x24		152.79	149.96	158	112	-	95	25~100	25~65	25~100	25~65
T20x25		159.15	156.32	168	120	-	95	28~110	28~65	28~110	28~65
T20x26		165.52	162.69	175	126	-	95	28~110	28~65	28~110	28~65
T20x27		171.89	169.06	181	134	-	95	28~120	28~72	28~120	28~72
T20x28		178.25	175.42	187	140	-	110	28~120	28~72	28~120	28~72
T20x30	B	190.99	188.16	200	152	-	110	32~142	32~75	32~142	32~75
T20x32		203.72	200.89	-	-	160	110	32~142	32~75	32~142	32~75
T20x34		216.45	213.62	-	-	174	110	35~142	35~75	35~142	35~75
T20x38		241.92	239.09	-	-	199	110	35~120	35~75	35~120	35~75
T20x40		254.65	251.82	-	-	212	110	35~120	35~75	35~120	35~75
T20x48		305.58	302.75	-	-	262	130	40~120	40~85	40~120	40~85
T20x60		381.97	379.14	-	-	340	130	40~120	40~85	40~120	40~85

轴孔规格 Axle hole specifications



变更止动螺丝角度用KC90表示

Kc90 shows alteration of stop screw angle.



AT5同步带轮 AT5 Synchronous Pulley

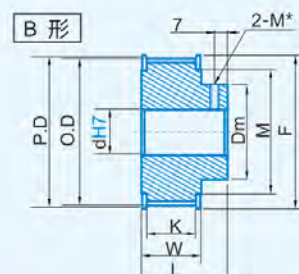
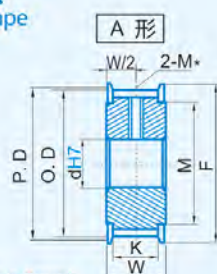


代号	材料	表面处理
BLA	铝合金	本色阳极氧化
BLH		—
BSY	S45C	发黑处理
BSD		镀锌处理
BSM		—

标准同步带宽度	K	W	L	L:18~28齿	L:28齿以上
10=10mm	11.5	16.5	25	27	29
15=15mm	16.5	21.5	30	32	34
20=20mm	21.5	26.5	39	41	43
25=25mm	26.5	31.5	44	43	48

AT5 轮齿形图 AT5 Pulley tooth profile figure

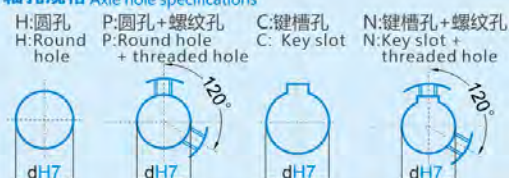
带轮形状 Pulley shape



齿槽尺寸会因齿数不同而略有差异 (节距: 5.0mm)
Tooth space size slightly varies according to different teeth (pitch = 5.0mm)

规格 Type	形状 Shape	节径 P.D	外径 O.D	挡边 外径 F	挡边 内径 M	轮毂 直径 Dm	轴孔径dH7 Axle aperture dH7					
							A形 A-shaped			B形 B-shaped		
							H	P	C.N	H	P	C.N
AT5X15	A	23.88	22.63	28	18	13	5~10	5~10	8、10	5~10	5~8	—
AT5X16		25.46	24.21	32	20	16	6~12	6~12	8~12	6~12	6~10	8
AT5X18		28.65	27.40	33	22	16	6~14	6~12	8~12	6~14	6~11	8、10
AT5X20		31.83	30.58	35	24	20	6~16	6~16	8~16	6~15	6~12	8、10
AT5X22		35.01	33.76	40	27	20	7~19	7~18	8~18	7~19	7~15	8~12
AT5X24	B	38.20	36.95	44	32	25	7~22	7~20	8~20	7~22	7~17	8~13
AT5X25		39.79	38.54	44	32	25	7~22	7~20	8~20	7~22	7~18	8~15
AT5X26		41.38	40.13	47	34	30	8~27	8~22	8~22	8~27	8~21	8~17
AT5X28		44.56	43.31	47	34	30	8~27	8~24	8~24	8~27	8~22	8~18
AT5X30		47.75	46.50	51	36	35	10~28	10~26	10~26	8~28	10~23	10~18
AT5X32		50.93	49.68	55	39	35	10~32	10~28	10~28	10~32	10~27	10~22
AT5X36		57.30	56.05	60	46	40	10~37	10~30	10~30	10~36	10~30	10~25
AT5X40		63.66	62.41	67	50	45	10~42	10~38	10~38	10~42	10~37	10~29
AT5X44		70.03	68.78	75	55	45	12~50	12~42	12~40	12~46	12~40	12~30
AT5X48		76.39	75.14	83	63	45	12~55	12~45	12~40	12~55	12~45	12~40
AT5X50		79.58	78.33	87	67	45	12~59	12~45	12~43	12~59	12~45	12~43
AT5X60		95.49	94.24	99	78	45	12~72	12~45	12~45	12~71	12~45	12~45

轴孔规格 Axle hole specifications



M*螺纹孔尺寸表: (轴孔规格P、N)

M*Threaded hole size table: (Axle hole specifications P, N)

dH7轴孔内径 Inner diameter of dH7 axle hole	5	6~12	13~17	18~30	31~45
M粗牙螺纹 M coarse thread	M3	M4	M5	M6	M8

变更止动螺丝角度用KC90表示

Kc90 shows alteration of stop screw angle.



AT10同步带轮 AT10 Synchronous Pulley

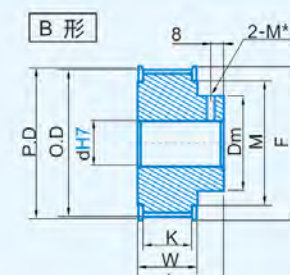
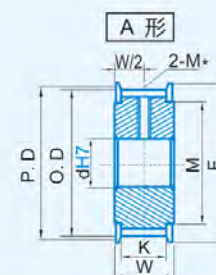


代号	材料	表面处理
BLA	铝合金	本色阳极氧化
BLH		—
BSY	S45C	发黑处理
BSD		镀锌处理
BSM		—

标准同步带宽度	K	W	L30齿以下	L30齿以上
15=15mm	16.5	22.5	38	40
20=20mm	21.5	27.5	43	45
25=25mm	26.5	32.5	48	50
30=30mm	31.5	36.5	52	54
40=40mm	41.5	46.5	62	64
50=50mm	52	57	73	75

AT10 轮齿形图 AT10 Pulley tooth profile figure

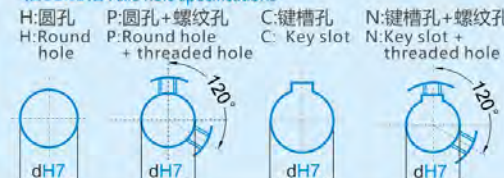
带轮形状 Pulley shape



齿槽尺寸会因齿数不同而略有差异 (节距: 10.0mm)
Tooth space size slightly varies according to different teeth (pitch = 10.0mm)

规格 Type	形状 Shape	节径 P.D	外径 O.D	挡边 外径 F	挡边 内径 M	轮毂 直径 Dm	轴孔径dH7 Axle aperture dH7					
							A形 A-shaped			B形 B-shaped		
							H	P	C.N	H	P	C.N
AT10X14	A	44.56	42.71	48	36	34	10~27	10~26	10~26	10~27	10~22	10~20
AT10X15		47.75	45.90	51	36	35	10~28	10~26	10~26	10~28	10~23	10~20
AT10X16		50.93	49.08	57	41	35	12~32	12~30	12~30	12~32	12~27	12~22
AT10X18		57.30	55.45	60	46	35	12~37	12~30	12~30	12~36	12~30	12~25
AT10X20		63.66	61.81	67	50	40	12~42	12~40	12~40	12~42	12~35	12~29
AT10X22		70.03	68.18	80	60	40	12~52	12~48	12~48	12~46	12~38	12~32
AT10X24	B	76.39	74.54	87	68	50	12~59	12~50	12~50	12~56	12~46	12~40
AT10X25		79.58	77.73	87	68	50	12~59	12~50	12~50	12~59	12~49	12~43
AT10X26		82.76	80.91	87	68	50	12~59	12~50	12~50	12~59	12~49	12~43
AT10X28		89.13	87.28	94	74	60	12~67	12~57	12~50	12~66	12~56	12~48
AT10X30		95.49	93.64	105	84	60	12~76	12~65	12~50	12~71	12~61	12~50
AT10X32		101.86	100.01	112	90	60	20~80	20~65	20~50	20~80	20~65	20~50
AT10X36		114.59	112.74	123	101	60	20~80	20~65	20~50	20~80	20~65	20~50
AT10X40		127.32	125.47	135	115	60	20~80	20~65	20~50	20~80	20~65	20~50
AT10X44		140.06	138.21	152	121	60	20~80	20~65	20~50	20~80	20~65	20~50
AT10X48		152.78	150.93	160	140	60	20~80	20~65	20~50	20~80	20~65	20~50

轴孔规格 Axle hole specifications



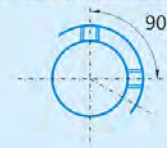
M*螺纹孔尺寸表: (轴孔规格P、N)

M*Threaded hole size table: (Axle hole specifications P, N)

dH7轴孔内径 Inner diameter of dH7 axle hole	10~12	13~17	18~30	31~45	46~65
M粗牙螺纹 M coarse thread	M4	M5	M6	M8	M10

变更止动螺丝角度用KC90表示

Kc90 shows alteration of stop screw angle.



3M同步带轮 3M Synchronous Pulley

3M同步带请参阅P18 Please refer to P18 for 3M synchronous belt.



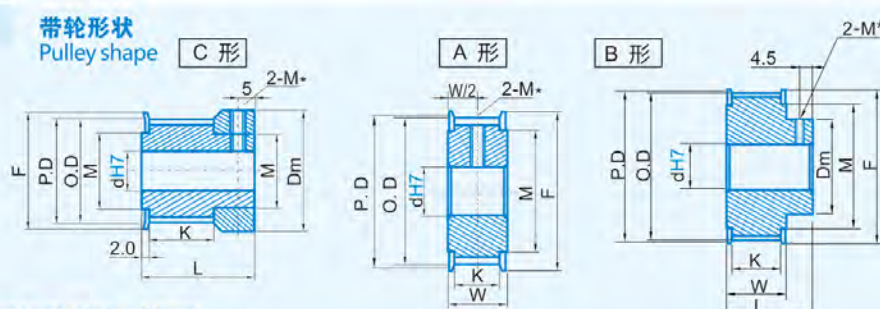
代号	材料	表面处理
BLA	铝合金	本色阳极氧化
BLH		—
BSY	S45C	发黑处理
BSD		镀锌处理
BSM		—

标准同步带宽度	K	W	L
06=6mm	7	11	19
09=9mm	11	15	23
12=12mm	14	18	26
15=15mm	17	21	29

3M轮齿形图 3M Pulley tooth profile figure



带轮形状 Pulley shape



齿槽尺寸会因齿数不同而略有差异 (节距3.0mm)
Tooth space size slightly varies according to different teeth (pitch = 3.0mm)

规格 Type	形状 Shape	节径 P.D	外径 O.D	档边 外径 F	档边 内径 M	轮毂 直径 Dm	轴孔径dH7 Axle aperture dH7					
							A形 A-shaped			C、B形 C、B-shaped		
							H	P	C.N	H	P	C.N
14-3M	C	13.37	12.61	16	9.5	16	4、5、6	-	-	4、5、6	4、5、6	-
15-3M		14.32	13.56	18	11	18	4、5、6	-	-	4、5、6	4、5、6	-
16-3M		15.28	14.52	18	11	18	4~7	-	-	4~7	4~7	-
18-3M		17.19	16.43	20	12	20	4~8	4、5	-	4~8	4~8	-
19-3M		18.14	17.38	23	13	23	4~9	4、5、6	-	4~8	4~8	-
20-3M		19.10	18.34	23	13	23	4~9	4、5、6	-	4~8	4~8	-
22-3M	A	21.01	20.25	25	16	25	4~10	4~8	-	4~10	4~10	-
24-3M		22.92	22.16	25	16	14	4~10	4~10	-	4~10	4~8	-
25-3M		23.87	23.11	28	18	16	4~11	4~11	8、10、11	4~11	4~10	-
26-3M		24.83	24.07	28	18	16	5~11	5~11	8、10、11	5~11	5~10	8
28-3M		26.74	25.98	31	20	18	5~13	5~13	8~13	5~13	5~10	8
30-3M		28.65	27.89	33	22	20	6~15	6~14	8~14	6~15	6~12	8
32-3M	B	30.56	29.80	35	24	20	6~17	6~16	8~16	6~16	6~12	8~11
34-3M		32.47	31.71	41	28	26	6~20	6~18	8~18	6~20	6~18	8~11
36-3M		34.38	33.62	41	28	26	6~20	6~18	8~18	6~20	6~18	8~13
40-3M		38.20	37.44	44	32	30	8~24	8~23	8~23	8~24	8~21	8~13
44-3M		42.02	41.26	48	36	32	8~28	8~25	8~25	8~28	8~23	8~16
48-3M		45.84	45.07	51	36	34	8~30	8~25	8~25	8~30	8~25	8~18
50-3M		47.75	46.98	52	38	34	8~32	8~28	8~28	8~30	8~25	8~20
60-3M		57.30	56.53	60	46	39	8~38	8~33	8~32	8~35	8~30	8~20
72-3M		68.76	68.00	75	55	50	8~50	8~42	8~40	8~46	8~38	8~22

轴孔规格 Axle hole specifications



M*螺纹孔尺寸表: (轴孔规格P、N)

M*Threaded hole size table: (Axle hole specifications P, N)

dH7轴孔内径 Inner diameter of dH7 axle hole	4~5	6~17	18~33
M粗牙螺纹 M coarse thread	M3	M4	M5

变更止动螺丝角度用KC90表示
KC90 shows alteration of stop screw angle.



5M同步带轮 5M Synchronous Pulley

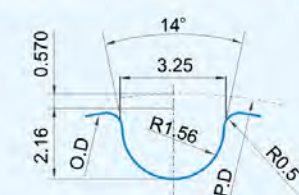
5M同步带请参阅P19 Please refer to P19 for 5M synchronous belt.



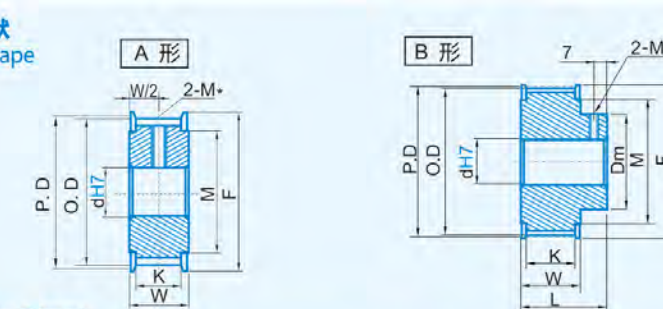
代号	材料	表面处理
BLA	铝合金	本色阳极氧化
BLH		—
BSY	S45C	发黑处理
BSD		镀锌处理
BSM		—

标准同步带宽度	K	W	L
09=9mm	11	16	28
15=15mm	17	22	34
25=25mm	27	32	44
30=30mm	32	37	49

5M轮齿形图 5M Pulley tooth profile figure



带轮形状 Pulley shape



齿槽尺寸会因齿数不同而略有差异 (节距5.0mm)
Tooth space size slightly varies according to different teeth (pitch = 5.0mm)

规格 Type	形状 Shape	节径 P.D	外径 O.D	轮毂 直径 Dm	档边 外径 F	档边 内径 M	轴孔径dH7 Axle aperture dH7					
							A形 A-shaped			C、B形 C、B-shaped		
							H	P	C.N	H	P	C.N
14-5M	A	22.28	21.14	14	25	16	6~10	6~10	8、10	6~10	6~8	—
15-5M		23.87	22.73	15	28	18	6~10	6~10	8、10	6~10	6~8	—
16-5M		25.46	24.32	17	32	20	7~12	7~12	8~12	7~12	7~10	8
18-5M		28.65	27.51	19	33	22	7~14	7~12	8~12	7~14	7~11	8、10
19-5M		30.24	29.10	19	35	24	6~16	6~16	8~16	6~15	6~11	8、10
20-5M		31.83	30.69	19	35	24	7~16	7~16	8~16	7~15	7~11	8、10
22-5M		35.01	33.87	24	41	28	7~19	7~18	8~18	7~19	7~15	8~12
24-5M		38.20	37.06	27	44	32	7~22	7~20	8~20	7~22	7~17	8~13
25-5M		39.79	38.65	27	44	32	7~22	7~20	8~20	7~22	7~17	8~15
26-5M		41.38	40.24	31	48	36	8~27	8~22	8~22	8~27	8~21	8~17
28-5M	B	44.56	43.42	32	48	36	8~27	8~24	8~24	8~27	8~22	8~18
30-5M		47.75	46.61	33	51	36	10~28	10~26	10~26	10~28	10~23	10~18
32-5M		50.93	49.79	37	55	39	10~32	10~28	10~28	10~32	10~27	10~22
34-5M		54.11	52.97	40	60	46	10~37	10~30	10~30	10~36	10~30	10~25
36-5M		57.30	56.16	40	60	46	10~37	10~30	10~30	10~36	10~30	10~25
40-5M		63.66	62.52	47	67	50	10~42	10~38	10~38	10~42	10~35	10~28
44-5M		70.03	68.89	50	75	55	12~50	12~42	12~40	12~46	12~38	12~32
48-5M		76.39	75.25	60	83	63	12~55	12~45	12~40	12~55	12~45	12~40
50-5M		79.58	78.44	63	86	66	12~59	12~45	12~43	12~59	12~45	12~43
60-5M		95.48	94.34	75	99	78	12~72	12~45	12~45	12~71	12~45	12~45
72-5M		114.59	113.45	90	119	100	12~80	12~65	12~50	12~80	12~65	12~50

轴孔规格 Axle hole specifications



M*螺纹孔尺寸表: (轴孔规格P、N)

M*Threaded hole size table: (Axle hole specifications P, N)

dH7轴孔内径 Inner diameter of dH7 axle hole	5	6~12	13~17	18~30	31~45
M粗牙螺纹 M coarse thread	M3	M4	M5	M6	M8

变更止动螺丝角度用KC90表示
KC90 shows alteration of stop screw angle.



8M同步带轮 8M Synchronous Pulley

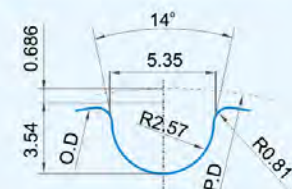
8M同步带请参阅P20 Please refer to P20 for 8M synchronous belt.



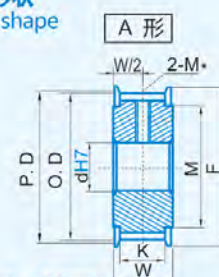
代号	材料	表面处理
BLA	铝合金	本色阳极氧化
BLH		—
BSY	S45C	发黑处理
BSD		镀锌处理
BSM		—

标准同步带宽度	K	W	L:48齿以下	L:48齿以上
20=20mm	22	27	42	47
25=25mm	28	33	48	53
30=30mm	33	38	53	58
40=40mm	44	49	64	69

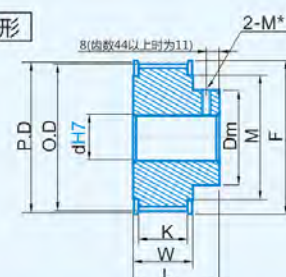
8M轮齿形图 8M Pulley tooth profile figure



带轮形状 Pulley shape



B形 (B-shape)



齿槽尺寸会因齿数不同而略有差异 (节距8.0mm)
Tooth space size slightly varies according to different teeth (pitch = 8.0mm)

规格 Type	形状 Shape	节径 P.D	外径 O.D	挡边 外径 F	挡边 内径 M	轮毂 直径 Dm	轴孔径dH7 Axle aperture dH7					
							A形 A-shaped			B形 B-shaped		
							H	P	C.N	H	P	C.N
18-8M	A	45.84	44.47	51	36	32	12~28	12~26	12~26	12~28	12~22	12~20
19-8M		48.38	47.01	55	39	35	12~32	12~28	12~28	12~31	12~25	12~20
20-8M		50.93	49.56	57	41	36	12~32	12~30	12~30	12~32	12~26	12~22
21-8M		53.47	52.10	60	46	40	12~37	12~32	12~32	12~36	12~30	12~24
22-8M		56.02	54.65	60	46	41	12~37	12~34	12~34	12~37	12~30	12~25
24-8M		61.12	59.75	67	50	46	12~42	12~40	12~40	12~42	12~34	12~28
25-8M		63.66	62.29	70	55	48	12~48	12~40	12~40	12~44	12~36	12~28
26-8M		66.21	64.84	74	53	51	14~50	14~45	14~45	14~47	14~39	14~31
28-8M		71.30	69.93	78	58	55	14~52	14~48	14~48	14~51	14~43	14~35
30-8M		76.39	75.02	86	66	60	14~59	14~50	14~50	14~56	14~46	14~38
32-8M	B	81.49	80.12	87	68	63	14~59	14~55	14~50	14~59	14~49	14~45
34-8M		86.58	85.21	94	74	70	16~67	16~60	16~50	16~66	16~56	16~48
36-8M		91.67	90.30	99	78	75	16~72	16~65	16~50	16~71	16~61	16~50
38-8M		96.77	95.40	105	84	80	16~76	16~65	16~50	17~76	16~65	16~50
40-8M		101.86	100.49	112	90	85	20~80	20~65	20~50	20~80	20~65	20~50
44-8M		112.05	110.68	119	100	90	20~80	20~65	20~50	20~80	20~65	20~50
48-8M		122.23	120.86	131	111	100	20~80	20~65	20~50	20~80	20~65	20~50
50-8M		127.32	125.95	135	115	100	20~80	20~65	20~50	20~80	20~65	20~50
60-8M		152.79	151.42	160	140	100	20~80	20~65	20~50	20~80	20~65	20~50
72-8M		183.35	181.98	190	161	100	20~80	20~65	20~50	20~80	20~65	20~50

轴孔规格 Axle hole specifications



M*螺纹孔尺寸表: (轴孔规格P、N)

M*Threaded hole size table: (Axle hole specifications P, N)

dH7轴孔内径 Inner diameter of dH7 axle hole	12	13~17	18~30	31~45	46~65
M粗牙螺纹 M coarse thread	M4	M5	M6	M8	M10

变更止动螺丝角度用KC90表示

Kc90 shows alteration of stop screw angle.



14M同步带轮 14M Synchronous Pulley

14M同步带请参阅P21 Please refer to P21 for 14M synchronous belt.



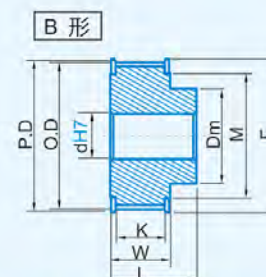
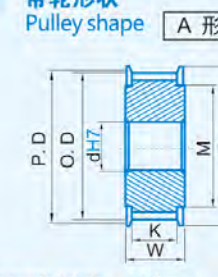
代号	材料	表面处理
BLA	铝合金	本色阳极氧化
BLH		—
BSY	S45C	发黑处理
BSD		镀锌处理
BSM		—

标准同步带宽度	K	W	G	L:43齿以下	L:44齿以上
55=55mm	61	68	18	88	93
85=85mm	92	99	25	119	123
100=100mm	107	114	30	132	138
115=115mm	122	130	35	148	154

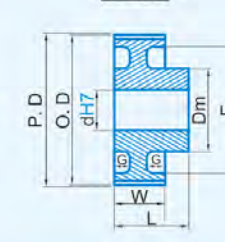
14M轮齿形图 14M Pulley tooth profile figure



带轮形状 Pulley shape



W形 (W-shape)



齿槽尺寸会因齿数不同而略有差异 (节距14.0mm)
Tooth space size slightly varies according to different teeth (pitch = 14.0mm)

规格 Type	形状 Shape	节径 P.D	外径 O.D	挡边 外径 F	挡边 内径 M	透孔 外径 E	轮毂 直径 Dm	内孔dH7 Inner hole dH7			
								A形 A-shaped		B、W形 B、W-shaped	
								H	C.N	H	C.N
28-14M	A	124.78	121.98	136	101	-	90	20~45	20~40	20~45	20~40
30-14M		133.69	130.89	144	111	-	100	20~55	20~50	20~55	20~50
32-14M		142.60	139.80	152	121	-	110	24~60	24~55	24~60	24~55
34-14M		151.52	148.72	161	131	-	120	25~65	25~55	25~65	25~55
36-14M		160.43	157.63	172	141	-	120	25~75	25~65	25~75	25~65
40-14M		178.25	175.45	190	161	-	135	28~75	28~65	28~75	28~65
42-14M	B	187.17	184.37	201	171	-	145	28~100	28~75	28~100	28~75
44-14M		196.08	193.28	208	173	-	155	28~100	28~80	28~100	28~80
48-14M		213.90	211.10	224	190	-	160	32~120	32~100	32~120	32~100
50-14M		222.82	220.02	235	200	-	160	32~120	32~100	32~120	32~100
56-14M	W	249.55	246.75	260	224	-	160	35~120	35~110	35~120	35~110
64-14M		285.21	282.41	-	-	240	190	45~135	45~110	45~135	45~110
72-14M		320.86	318.06	-	-	280	220	45~135	45~110	45~135	45~110
80-14M		356.51	353.71	-	-	300	240	55~185	55~150	55~185	55~150
90-14M		401.07	398.28	-	-	340	280	55~185	55~150	55~185	55~150

轴孔规格 Axle hole specifications



变更止动螺丝角度用KC90表示

Kc90 shows alteration of stop screw angle.



20M同步带轮 20M Synchronous Pulley

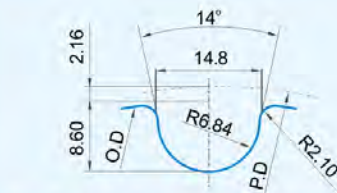
20M同步带请参阅P21 Please refer to P21 for 20M synchronous belt.



代号	材料	表面处理
BLA	铝合金	本色阳极氧化
BLH		—
BSY	S45C	发黑处理
BSD		镀锌处理
BSM		—

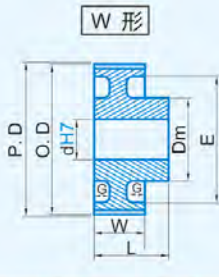
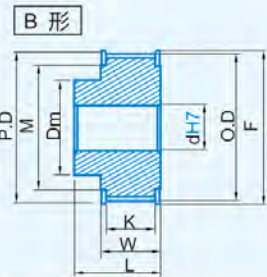
标准同步带宽度	K	W	G	L
115=115mm	125	135	28	168
170=170mm	180	190	30	223
230=230mm	240	250	35	283

20M轮齿形图 20M Pulley tooth profile figure



齿槽尺寸会因齿数不同而略有差异 (节距20.0mm)
Tooth space size slightly varies according to different teeth (pitch = 20.0mm)

带轮形状 Pulley shape

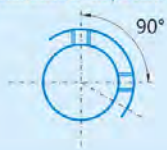


规格 Type	形状 Shape	节径 P.D	外径 O.D	档边 外径 F	档边 内径 M	透孔 外径 E	轮毂 直径 Dm	内孔dH7 Inner hole dH7			
								A形 A-shaped		B、W形 B、W-shaped	
								H	C.N	H	C.N
34-20M	A	216.45	212.13	240	165	-	165	32~142	32~135	32~142	32~135
36-20M		229.18	224.87	250	178	-	178	32~142	32~135	32~142	32~135
38-20M		241.92	237.60	265	190	-	181	35~142	35~138	35~142	35~138
40-20M		254.56	250.33	275	203	-	203	35~145	35~138	35~145	35~138
44-20M		280.11	275.79	300	228	-	210	35~145	35~138	35~145	35~138
48-20M	B	305.58	301.26	325	254	-	228	44~180	44~150	44~180	44~150
52-20M		331.04	326.72	350	279	-	228	50~202	50~175	50~202	50~175
56-20M		356.51	352.19	375	305	-	280	50~224	50~182	50~224	50~182
60-20M	W	381.97	377.65	-	-	328	280	55~255	55~182	55~255	55~182
64-20M		407.44	403.12	-	-	350	300	55~255	55~220	55~255	55~220
68-20M		432.90	428.58	-	-	380	300	60~255	60~220	60~255	60~220
72-20M		458.37	454.05	-	-	400	320	60~255	60~240	60~255	60~240
80-20M		509.30	504.98	-	-	450	340	60~255	60~240	60~255	60~240
90-20M		572.96	568.64	-	-	510	380	60~255	60~240	60~255	60~240

轴孔规格 Axle hole specifications



变更止动螺丝角度用KC90表示
Kc90 shows alteration of stop screw angle.



S2M同步带轮 S2M Synchronous Pulley

S2M同步带请参阅P22 Please refer to P22 for S2M synchronous belt.



代号	材料	表面处理
BLA	铝合金	本色阳极氧化
BLH		—
BSY	S45C	发黑处理
BSD		镀锌处理
BSM		—

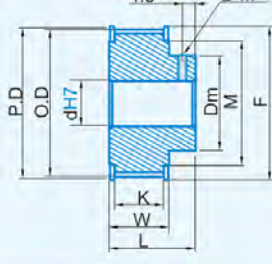
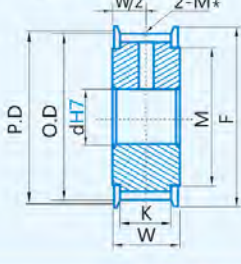
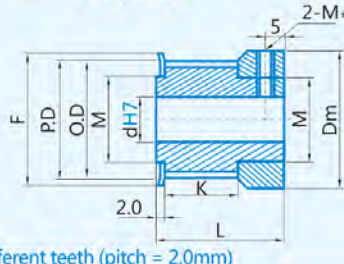
标准同步带宽度	K	W	L
04=4mm	5	9	17
06=6mm	7	11	19
10=10mm	11	15	23
12=12mm	13	17	25

S2M轮齿形图 S2M Pulley tooth profile figure



齿槽尺寸会因齿数不同而略有差异 (节距2.0mm)
Tooth space size slightly varies according to different teeth (pitch = 2.0mm)

带轮形状 Pulley shape



规格 Type	形状 Shape	节径 P.D	外径 O.D	档边 外径 F	档边 内径 M	轮毂 直径 Dm	内孔dH7 Inner hole dH7					
							A形 A-shaped			B、C形 B、C-shaped		
							H	P	C.N	H	P	C.N
14-S2M	A	8.91	8.40	12	6	12	3, 4	-	-	3, 4	3, 4	-
15-S2M		9.55	9.04	12	6	12	3, 4	-	-	3, 4	3, 4	-
16-S2M		10.19	9.68	14	7	14	3, 4, 5	-	-	3, 4, 5	3, 4, 5	-
18-S2M		11.46	10.95	14	7	14	3, 4, 5	-	-	3, 4, 5	3, 4, 5	-
20-S2M		12.73	12.22	16	9.5	16	3~6	-	-	3~6	3~6	-
22-S2M	C	14.01	13.50	18	11	18	3~6	-	-	3~6	3~6	-
23-S2M		14.65	14.14	18	11	18	3~6	-	-	3~6	3~6	-
24-S2M		15.28	14.77	20	12	20	3~7	-	-	3~7	3~7	-
25-S2M	B	15.92	15.41	20	12	20	3~7	-	-	3~7	3~7	-
26-S2M		16.55	16.04	23	13	23	3~8	-	-	3~8	3~8	-
28-S2M		17.83	17.32	23	13	23	3~8	-	-	3~8	3~8	-
30-S2M		19.10	18.59	23	13	23	3~8	-	-	3~8	3~8	-
32-S2M		20.37	19.86	25	16	12	4~10	4~10	8	4~8	4, 5, 6	-
34-S2M		21.65	21.14	25	16	14	4~10	4~10	8, 10	4~10	4~8	-
36-S2M		22.92	22.41	28	18	14	4~10	4~10	8, 10	4~10	4~8	-
40-S2M		25.46	24.95	31	20	18	4~12	4~12	8~12	4~13	4~10	8
44-S2M		28.01	27.50	33	22	20	5~15	5~13	8~13	5~15	5~12	8~11
48-S2M		30.56	30.05	35	24	20	5~17	5~15	8~15	5~16	5~12	8~11
50-S2M		31.83	31.32	35	24	20	5~17	5~16	8~16	5~16	5~12	8~11
60-S2M		38.20	37.69	44	32	30	5~24	5~22	8~22	5~25	5~22	8~16
72-S2M		45.84	45.33	50	38	30	5~30	5~24	8~22	5~30	5~24	-

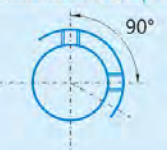
轴孔规格 Axle hole specifications



M*螺纹孔尺寸表: (轴孔规格P、N)
M*Threaded hole size table: (Axle hole specifications P, N)

dH7轴孔内径 Inner diameter of dH7 axle hole	3~5	6~22
M粗牙螺纹 M coarse thread	M3	M4

变更止动螺丝角度用KC90表示
Kc90 shows alteration of stop screw angle.



S3M同步带轮 S3M Synchronous Pulley

S3M同步带请参阅P23 Please refer to P23 for S3M synchronous belt.

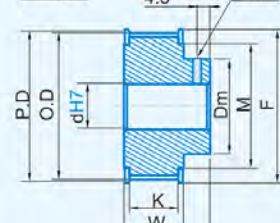
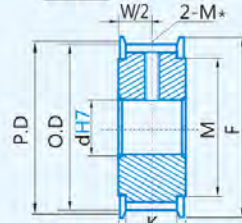
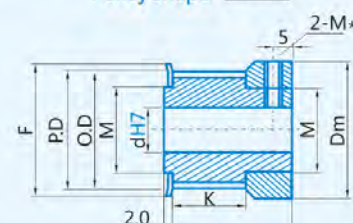


代号	材料	表面处理
BLA	铝合金	本色阳极氧化
BLH		—
BSY	S45C	发黑处理
BSD		镀锌处理
BSM		—

标准同步带宽度	K	W	L
06=6mm	7	11	19
10=10mm	11	15	23
15=15mm	17	21	29

S3M 轮齿形图 S3M Pulley tooth profile figure

带轮形状 Pulley shape



齿槽尺寸会因齿数不同而略有差异 (节距3.0mm)
Tooth space size slightly varies according to different teeth (pitch = 3.0mm)

规格 Type	形状 Shape	节径 P.D	外径 O.D	挡边 外径 F	挡边 内径 M	轮毂 直径 Dm	内孔dH7 Inner hole dH7					
							A形 A-shaped			B、C形 B、C-shaped		
							H	P	C.N	H	P	C.N
14-S3M	C	13.37	12.61	16	9.5	16	4、5、6	-	-	4、5、6	4、5、6	-
15-S3M		14.32	13.56	18	11	18	4、5、6	-	-	4、5、6	4、5、6	-
16-S3M		15.28	14.52	18	11	18	4~7	-	-	4~7	4~7	-
18-S3M		17.19	16.43	20	12	20	4~8	4、5	-	4~8	4~8	-
19-S3M		18.14	17.38	23	13	22	4~9	4、5、6	-	4~8	4~8	-
20-S3M	A	19.10	18.34	23	13	22	4~9	4、5、6	-	4~8	4~8	-
22-S3M		21.01	20.25	25	16	25	4~10	4~8	-	4~10	4~10	-
24-S3M		22.92	22.16	25	16	14	4~10	4~10	-	4~10	4~8	-
25-S3M		23.87	23.11	28	18	16	4~11	4~11	8、10、11	4~11	4~10	8
26-S3M		24.83	24.07	28	18	16	5~11	5~11	8、10、11	5~11	5~10	8
28-S3M	A	26.74	25.98	31	20	18	5~13	5~13	8~13	5~13	5~10	8
30-S3M		28.65	27.89	33	22	20	6~15	6~14	8~14	6~15	6~12	8~11
32-S3M		30.56	29.80	35	24	20	6~17	6~16	8~16	6~16	6~12	8~11
34-S3M		32.47	31.71	40	27	26	6~20	6~18	8~18	6~20	6~18	8~13
36-S3M		34.38	33.62	40	27	26	6~20	6~18	8~18	6~20	6~18	8~13
40-S3M	B	38.20	37.44	44	32	30	8~24	8~23	8~23	8~24	8~21	8~16
44-S3M		42.02	41.25	48	36	32	8~28	8~25	8~25	8~28	8~23	8~18
48-S3M		45.84	45.07	50	38	34	8~30	8~25	8~25	8~30	8~25	8~20
50-S3M		47.75	46.98	52	38	34	8~32	8~28	8~28	8~30	8~25	8~20
60-S3M		57.30	56.53	60	46	39	8~38	8~33	8~32	8~35	8~30	8~22
72-S3M		68.76	68.00	75	55	50	8~30	8~42	8~40	8~46	8~38	-

轴孔规格 Axle hole specifications

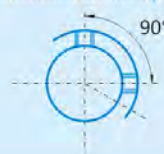


M*螺纹孔尺寸表: (轴孔规格P、N)

M*Threaded hole size table: (Axle hole specifications P, N)

dH7轴孔内径 Inner diameter of dH7 axle hole	4~5	6~17	18~33	34~42
M粗牙螺纹 M coarse thread	M3	M4	M5	M6

变更止动螺丝角度用KC90表示
Kc90 shows alteration of stop screw angle.



S5M同步带轮 S5M Synchronous Pulley

S5M同步带请参阅P24 Please refer to P24 for S5M synchronous belt.

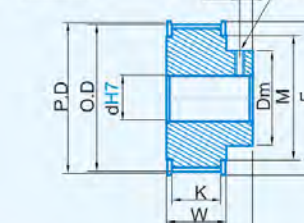
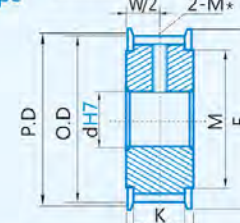


代号	材料	表面处理
BLA	铝合金	本色阳极氧化
BLH		—
BSY	S45C	发黑处理
BSD		镀锌处理
BSM		—

标准同步带宽度	K	W	L
10=10mm	11	16	28
15=15mm	17	22	34
25=25mm	27	32	44

S5M 轮齿形图 S5M Pulley tooth profile figure

带轮形状 Pulley shape



齿槽尺寸会因齿数不同而略有差异 (节距: 5.00mm)
Tooth space size slightly varies according to different teeth (pitch = 5.0mm)

规格 Type	形状 Shape	节径 P.D	外径 O.D	挡边 外径 F	挡边 内径 M	轮毂 直径 Dm	内孔dH7 Inner hole dH7					
							A形 A-shaped			B形 B-shaped		
							H	P	C.N	H	P	C.N
14-S5M	A	22.28	21.32	25	16	14	6~10	6~10	8、10	6~10	6~8	-
15-S5M		23.87	22.91	28	18	15	6~10	6~10	8、10	6~10	6~8	-
16-S5M		25.46	24.50	32	20	17	7~12	7~12	8~12	7~12	7~10	8
18-S5M		28.65	27.69	33	22	19	7~14	7~12	8~12	7~14	7~11	8、10
19-S5M		30.24	29.28	35	24	19	6~16	6~16	8~16	6~15	6~11	8、10
20-S5M		31.83	30.87	35	24	19	7~16	7~16	8~16	7~15	7~11	8、10
22-S5M		35.01	34.05	40	27	24	7~19	7~18	8~18	7~19	7~15	8~12
24-S5M		38.20	37.24	44	32	27	7~22	7~20	8~20	7~22	7~17	8~13
25-S5M		39.79	38.83	44	32	27	7~22	7~20	8~20	7~22	7~17	8~15
26-S5M		41.38	40.42	48	36	31	8~27	8~22	8~22	8~27	8~21	8~17
28-S5M	B	44.56	43.60	48	36	32	8~27	8~24	8~24	8~27	8~22	8~18
30-S5M		47.75	46.79	51	36	33	10~28	10~26	10~26	10~28	10~23	10~18
32-S5M		50.93	49.97	55	39	37	10~32	10~28	10~28	10~32	10~27	10~22
34-S5M		54.11	53.15	60	46	40	10~37	10~30	10~30	10~36	10~30	10~25
36-S5M		57.30	56.34	60	46	40	10~37	10~30	10~30	10~36	10~30	10~25
40-S5M		63.66	62.70	67	50	47	10~42	10~38	10~38	10~42	10~35	10~28
44-S5M		70.03	69.07	75	55	50	12~50	12~42	12~40	12~46	12~38	12~32
48-S5M		76.39	75.43	83	63	60	12~55	12~45	12~40	12~55	12~45	12~40
50-S5M		79.58	78.62	87	68	63	12~59	12~45	12~43	12~59	12~45	12~43
60-S5M		95.48	94.52	99	78	75	12~72	12~45	12~45	12~71	12~45	12~45
72-S5M		114.59	113.63	119	100	90	12~80	12~65	12~50	12~80	12~65	12~50

轴孔规格 Axle hole specifications



M*螺纹孔尺寸表: (轴孔规格P、N)

M*Threaded hole size table: (Axle hole specifications P, N)

dH7轴孔内径 Inner diameter of dH7 axle hole	5	6~12	13~17	18~30	31~45	46~65
M粗牙螺纹 M coarse thread	M3	M4	M5	M6	M8	M10

变更止动螺丝角度用KC90表示
Kc90 shows alteration of stop screw angle.



S8M同步带轮 S8M Synchronous Pulley

S8M同步带请参阅P25 Please refer to P25 for S8M synchronous belt.



代号	材料	表面处理
BLA	铝合金	本色阳极氧化
BLH		—
BSY	S45C	发黑处理
BSD		镀锌处理
BSM		—

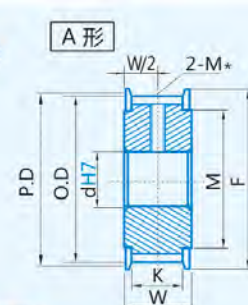
标准同步带宽度	K	W	L44齿以下	L44齿以上
15=15mm	17	22	37	42
25=25mm	28	33	48	53
30=30mm	33	38	53	58
40=40mm	44	49	64	69

S8M 轮齿形图 S8M Pulley tooth profile figure



齿槽尺寸会因齿数不同而略有差异(节距: 8.00mm)
Tooth space size slightly varies according to different teeth (pitch = 8.00mm)

带轮形状 Pulley shape



B形 (B-shaped) pulley cross-section diagram with dimensions: 8 (齿数44以上时为11), 2-M*, P.D, O.D, dH7, Dm, M, F, K, W, L.

规格 Type	形状 Shape	节径 P.D	外径 O.D	档边 外径 F	档边 内径 M	轮毂 直径 Dm	轴孔径dH7 Axle aperture dH7					
							A形 A-shaped			B形 B-shaped		
							H	P	C.N	H	P	C.N
18-S8M	A	45.84	44.47	51	36	32	12~28	12~26	12~26	12~28	12~22	12~20
19-S8M		48.38	47.01	55	39	35	12~32	12~28	12~28	12~31	12~25	12~20
20-S8M		50.93	49.56	57	41	36	12~32	12~30	12~30	12~32	12~26	12~22
21-S8M		53.47	52.10	60	46	40	12~37	12~32	12~32	12~36	12~30	12~24
22-S8M		56.02	54.65	60	46	41	12~37	12~34	12~34	12~37	12~30	12~25
24-S8M		61.12	59.75	67	50	46	12~42	12~40	12~40	12~42	12~34	12~28
25-S8M		63.66	62.29	70	55	48	12~48	12~40	12~40	12~44	12~36	12~28
26-S8M		66.21	64.84	74	53	51	14~50	14~45	14~45	14~47	14~39	14~31
28-S8M		71.30	69.93	80	60	55	14~52	14~48	14~48	14~51	14~43	14~35
30-S8M		76.39	75.02	86	66	60	14~59	14~50	14~50	14~56	14~46	14~38
32-S8M	B	81.49	80.12	87	68	63	14~59	14~55	14~50	14~59	14~49	14~45
34-S8M		86.58	85.21	94	74	70	16~67	16~60	16~50	16~66	16~56	16~48
36-S8M		91.67	90.30	99	78	75	16~72	16~65	16~50	16~71	16~61	16~50
38-S8M		96.77	95.40	105	84	80	16~76	16~65	16~50	17~76	16~65	16~50
40-S8M		101.86	100.49	112	90	85	20~80	20~65	20~50	20~80	20~65	20~50
44-S8M		112.05	110.68	119	100	90	20~80	20~65	20~50	20~80	20~65	20~50
48-S8M		122.23	120.86	131	111	100	20~80	20~65	20~50	20~80	20~65	20~50
50-S8M		127.32	125.95	135	115	100	20~80	20~65	20~50	20~80	20~65	20~50
60-S8M		152.79	151.42	160	140	100	20~80	20~65	20~50	20~80	20~65	20~50
72-S8M		183.35	181.98	190	161	100	20~80	20~65	20~50	20~80	20~65	20~50

轴孔规格 Axle hole specifications

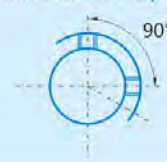


M* 螺纹孔尺寸表: (轴孔规格P、N)

M* Threaded hole size table: (Axle hole specifications P, N)

dH7轴孔内径 Inner diameter of dH7 axle hole	12	13~17	18~30	31~45	46~65
M粗牙螺纹 M coarse thread	M4	M5	M6	M8	M10

变更止动螺丝角度用KC90表示
Kc90 shows alteration of stop screw angle.



S14M同步带轮 S14M Synchronous Pulley

S14M同步带请参阅P26 Please refer to P26 for S14M synchronous belt.



代号	材料	表面处理
BLA	铝合金	本色阳极氧化
BLH		—
BSY	S45C	发黑处理
BSD		镀锌处理
BSM		—

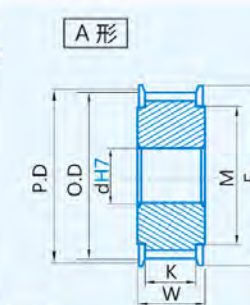
标准同步带宽度	K	W	L44齿以下	L44齿以上
40=40mm	46	53	73	78
60=60mm	67	74	94	99

S14M 轮齿形图 S14M Pulley tooth profile figure



齿槽尺寸会因齿数不同而略有差异(节距: 14.0mm)
Tooth space size slightly varies according to different teeth (pitch = 14.0mm)

带轮形状 Pulley shape



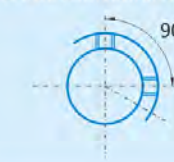
B形 (B-shaped) pulley cross-section diagram with dimensions: P.D, O.D, dH7, Dm, M, F, K, W, L.

规格 Type	形状 Shape	节径 P.D	外径 O.D	档边 外径 F	档边 内径 M	轮毂 直径 Dm	轴孔径dH7 Axle aperture dH7			
							A形 A-shaped		B形 B-shaped	
							H	C.N	H	C.N
28-S14M	A	124.78	121.98	136	101	90	20~45	20~40	20~45	20~40
30-S14M		133.69	130.89	144	111	100	20~55	20~50	20~55	20~50
32-S14M		142.60	139.81	150	115	110	24~60	24~55	24~60	24~55
34-S14M		151.52	148.72	161	131	120	25~65	25~55	25~65	25~55
36-S14M		160.43	157.63	172	141	120	25~75	25~65	25~75	25~65
40-S14M		178.25	175.45	190	161	135	28~75	28~65	28~75	28~65
42-S14M	B	187.17	184.37	200	164	145	28~100	28~75	28~100	28~75
44-S14M		196.08	193.28	208	173	155	28~100	28~80	28~100	28~80
48-S14M		213.90	211.10	224	190	160	32~120	32~100	32~120	32~100
50-S14M		222.82	220.02	235	200	160	32~120	32~100	32~120	32~100
56-S14M		249.55	246.75	260	224	160	35~120	35~110	35~120	35~110

轴孔规格 Axle hole specifications



变更止动螺丝角度用KC90表示
Kc90 shows alteration of stop screw angle.



G2M同步带轮 G2M Synchronous Pulley

G2M同步带请参阅P27 Please refer to P27 for G2M synchronous belt.



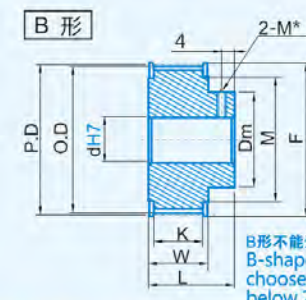
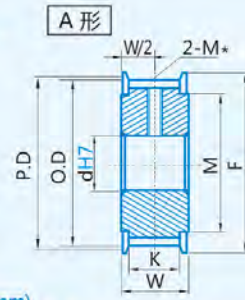
代号	材料	表面处理
BLA	铝合金	本色阳极氧化
BLH		—
BSY	S45C	发黑处理
BSD		镀锌处理
BSM		—

标准同步带宽度	K	W	L
04=4mm	5	8.3	16
06=6mm	7	10.3	18
09=9mm	10	13.3	21

G2M轮齿形图 G2M Pulley tooth profile figure



带轮形状 Pulley shape



B形不能选择21以下的齿数
B-shaped can not choose the products below 21-teeth.

齿槽尺寸会因齿数不同而略有差异 (节距2.0mm)
Tooth space size slightly varies according to different teeth (pitch = 2.0mm)

规格 Type	形状 Shape	节径 P.D.	外径 O.D.	挡边 外径 F	挡边 内径 E	轮毂 直径 Dm	轴孔径dH7 Axle aperture dH7					
							H		P		C、N	
							A形	B形	A形	B形	A形	B形
14-G2M	A	8.91	8.40	12	6	—	3	—	—	—	—	—
15-G2M		9.55	9.04	12	6	—	3、4	—	—	—	—	—
16-G2M		10.19	9.68	14	7	—	3、4	—	—	—	—	—
18-G2M		11.46	10.95	14	7	—	4、5	—	—	—	—	—
20-G2M		12.73	12.22	16	9.5	—	4~6	—	—	—	—	—
21-G2M	A	13.37	12.86	18	11	—	4~6	—	—	—	—	—
22-G2M		14.01	13.50	18	11	8	4~6	4	—	—	—	—
24-G2M		15.28	14.77	20	12	10	5~7	5	—	—	—	—
25-G2M		15.92	15.41	20	12	10	5~7	5~7	—	—	—	—
26-G2M		16.55	16.04	23	13	10	5~8	5~8	—	—	—	—
28-G2M	B	17.83	17.32	23	13	10	5~8	5~8	—	—	—	—
30-G2M		19.10	18.59	23	13	11	5~8	5~8	—	—	—	—
32-G2M		20.37	19.86	25	16	13	5~10	5~8	5~10	5、6	—	—
34-G2M		21.65	21.14	25	16	14	6~10	6~10	6~10	6~8	—	—
36-G2M		22.92	22.41	28	18	14	6~10	6~10	6~10	6~8	—	—
38-G2M	A	24.19	23.68	28	18	16	6~10	6~10	6~10	6~8	8	—
40-G2M		25.46	24.95	31	20	17	6~12	6~13	6~12	6~10	8、10	—
44-G2M		28.01	27.50	33	22	19	6~15	5	6~13	6~12	8~11	—
48-G2M		30.56	30.05	35	24	22	8~17	8~16	8~15	8~12	8~13	8
50-G2M		31.83	31.32	35	24	22	8~17	8~16	8~16	8~12	8~14	8
60-G2M	B	38.20	37.69	44	32	28	8~24	8~24	8~22	8~22	8~19	8~14

轴孔规格 Axle hole specifications



M*螺纹孔尺寸表: (轴孔规格P、N)
M*Threaded hole size table: (Axle hole specifications P, N)

dH7轴孔内径 Inner diameter of dH7 axle hole	5	6~22
M粗牙螺纹 M coarse thread	M3	M4

变更止动螺丝角度用KC90表示
Kc90 shows alteration of stop screw angle.



G3M同步带轮 G3M Synchronous Pulley

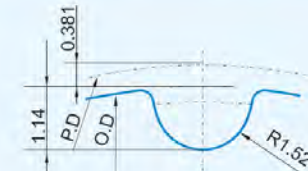
G3M同步带请参阅P27 Please refer to P27 for G3M synchronous belt.



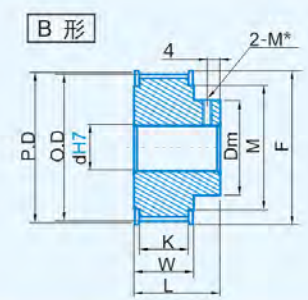
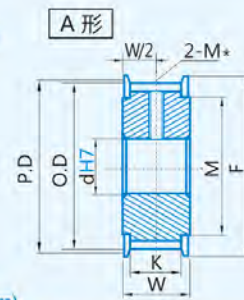
代号	材料	表面处理
BLA	铝合金	本色阳极氧化
BLH		—
BSY	S45C	发黑处理
BSD		镀锌处理
BSM		—

标准同步带宽度	K	W	L
06=6mm	7.3	11	19
09=9mm	10.3	14	22
15=15mm	16.3	20	28

G3M轮齿形图 G3M Pulley tooth profile figure



带轮形状 Pulley shape



齿槽尺寸会因齿数不同而略有差异 (节距3.0mm)
Tooth space size slightly varies according to different teeth (pitch = 3.0mm)

规格 Type	形状 Shape	节径 P.D.	外径 O.D.	挡边 外径 F	挡边 内径 E	轮毂 直径 Dm	轴孔径dH7 Axle aperture dH7					
							H		P		C、N	
							A形	B形	A形	B形	A形	B形
16-G3M	A	15.28	14.52	18	11	—	4~7	—	—	—	—	—
18-G3M		17.19	16.43	20	12	—	5~8	—	5	—	—	—
20-G3M		19.10	18.34	23	13	—	5~9	—	5、6	—	—	—
22-G3M		21.01	20.25	25	16	12	6~10	6~8	6~7	—	—	—
24-G3M		22.92	22.16	25	16	14	6~10	6~10	6~8	6	—	—
25-G3M	A	23.87	23.11	28	18	14	6~11	6~10	6~10	6	—	—
26-G3M		24.83	24.07	28	18	15	6~11	6~11	6~11	6	8	—
28-G3M		26.74	25.98	31	20	17	6~13	6~13	6~13	6~8	8~10	—
30-G3M		28.65	27.89	33	22	19	6~15	6~15	6~14	6~10	8~10	8
32-G3M		30.56	29.80	35	24	20	6~17	6~16	6~14	6~10	8~12	8
34-G3M	B	32.47	31.71	40	27	22	8~20	8~20	8~16	8~12	8~13	8~10
36-G3M		34.38	33.62	40	27	24	8~20	8~20	8~18	8~14	8~14	8~12
40-G3M		38.20	37.44	44	32	28	8~24	8~24	8~23	8~17	8~17	8~15
44-G3M		42.02	41.26	48	36	30	10~28	10~26	10~25	10~20	10~20	10~15
48-G3M		45.84	45.07	50	38	32	10~30	10~28	10~25	10~22	10~23	10~17
50-G3M	A	47.75	46.98	52	38	34	10~32	10~30	10~28	10~23	10~24	10~18
60-G3M		57.30	56.53	60	46	36	12~38	12~32	12~38	10~24	12~30	12~30

轴孔规格 Axle hole specifications



M*螺纹孔尺寸表: (轴孔规格P、N)
M*Threaded hole size table: (Axle hole specifications P, N)

dH7轴孔内径 Inner diameter of dH7 axle hole	5	6~17	18~38
M粗牙螺纹 M coarse thread	M3	M4	M5

变更止动螺丝角度用KC90表示
Kc90 shows alteration of stop screw angle.



G5M同步带轮 G5M Synchronous Pulley

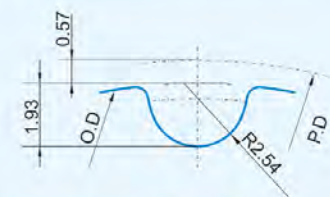
G5M同步带请参阅P28 Please refer to P28 for G5M synchronous belt.



代号	材料	表面处理
BLA	铝合金	本色阳极氧化
BLH		—
BSY	S45C	发黑处理
BSD		镀锌处理
BSM		—

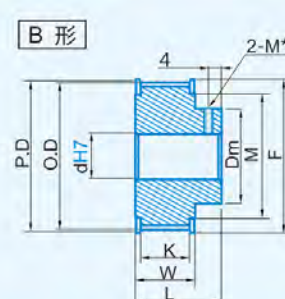
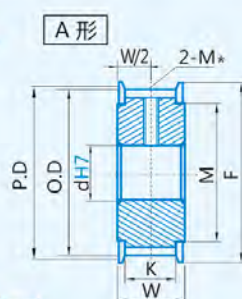
标准同步带宽度	K	W	L
09=9mm	10.3	14	22
12=12mm	13.3	17	25
15=15mm	16.3	20	28

G5M轮齿形图 G5M Pulley tooth profile figure



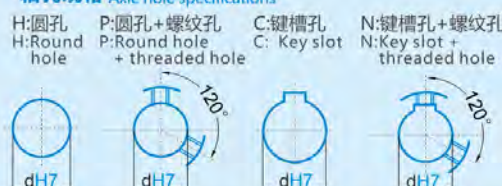
齿槽尺寸会因齿数不同而略有差异 (节距5.0mm)
Tooth space size slightly varies according to different teeth (pitch = 5.0mm)

带轮形状 Pulley shape



规格 Type	形状 Shape	节径 P.D.	外径 O.D.	档边 外径 F	档边 内径 M	轮毂 直径 Dm	轴孔径dH7 Axle aperture dH7					
							H		P		C, N	
							A形	B形	A形	B形	A形	B形
14-G5M	A	22.28	21.14	25	16	12	6~10	6~8	6~8	—	—	—
15-G5M		23.87	22.73	28	18	13	6~10	6~10	6~8	—	—	—
16-G5M		25.46	24.32	32	20	15	6~12	6~12	6~10	6	8	—
18-G5M		28.65	27.51	33	22	18	6~14	6~14	6~13	6~9	8~10	—
20-G5M		31.83	30.69	35	24	20	8~16	8~15	8~14	8~10	8~12	8
22-G5M		35.01	33.87	40	27	22	8~19	8~19	8~17	8~12	8~12	8
24-G5M		38.20	37.06	44	32	26	8~22	8~22	8~18	8~16	8~14	8~10
25-G5M		39.79	38.65	44	32	28	8~22	8~22	8~20	8~16	8~16	8~12
26-G5M		41.38	40.24	48	36	28	10~27	10~24	10~21	10~16	10~17	10~13
28-G5M		44.56	43.42	48	36	30	10~27	10~27	10~24	10~20	10~19	10~15
30-G5M	B	47.75	46.61	51	36	32	10~28	10~28	10~26	10~22	10~20	10~16
32-G5M		50.93	49.79	55	39	34	10~32	10~30	10~30	10~22	10~23	10~17
34-G5M		54.11	52.97	60	46	36	12~37	12~32	12~32	12~24	12~26	12~18
36-G5M		57.30	56.16	60	46	38	12~37	12~34	12~34	12~26	12~30	12~20
40-G5M		63.66	62.52	67	50	40	12~42	12~36	12~36	12~26	12~30	12~22
44-G5M		70.03	68.89	75	55	42	12~50	12~38	12~42	12~26	12~30	12~23
48-G5M		76.39	75.25	83	63	46	12~55	12~42	12~45	12~30	12~31	12~26
50-G5M		79.58	78.44	87	68	46	12~59	12~42	12~45	12~30	12~31	12~27
60-G5M		95.48	94.34	99	78	52	12~72	12~44	12~45	12~30	12~32	12~30

轴孔规格 Axle hole specifications



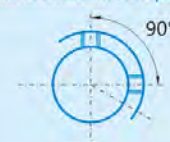
M*螺纹孔尺寸表: (轴孔规格P、N)

M*Threaded hole size table: (Axle hole specifications P, N)

dH7轴孔内径 Inner diameter of dH7 axle hole	5	6~17	18~38
M粗牙螺纹 M coarse thread	M3	M4	M5

变更止动螺丝角度用KC90表示

Kc90 shows alteration of stop screw angle.



Y8M同步带轮 Y8M Synchronous Pulley

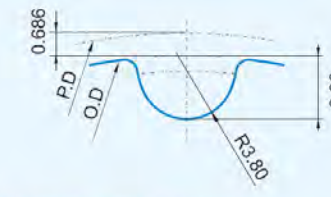
Y8M同步带请参阅P28 Please refer to P28 for Y8M synchronous belt.



代号	材料	表面处理
BLA	铝合金	本色阳极氧化
BLH		—
BSY	S45C	发黑处理
BSD		镀锌处理
BSM		—

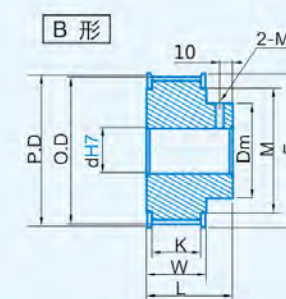
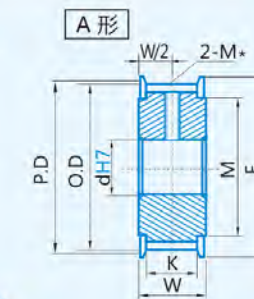
标准同步带宽度	K	W	L
15=15mm	16.7	23	43
20=20mm	21.7	28	48
25=25mm	26.6	33	53

Y8M轮齿形图 Y8M Pulley tooth profile figure



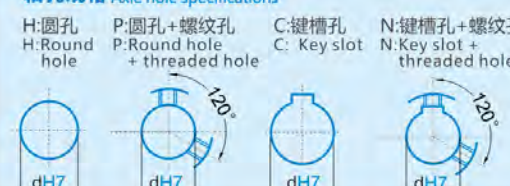
齿槽尺寸会因齿数不同而略有差异 (节距8.0mm)
Tooth space size slightly varies according to different teeth (pitch = 8.0mm)

带轮形状 Pulley shape



规格 Type	形状 Shape	节径 P.D.	外径 O.D.	档边 外径 F	档边 内径 M	轮毂 直径 Dm	轴孔径dH7 Axle aperture dH7					
							H		P		C, N	
							A形	B形	A形	B形	A形	B形
20-Y8M	A	50.93	49.56	57	41	36	16~32	16~32	16~28	16~20	16~21	16~18
22-Y8M		56.02	54.65	60	46	40	16~37	16~37	16~29	16~24	16~26	16~22
24-Y8M		61.12	59.75	67	50	44	16~42	16~40	16~34	16~28	16~30	16~24
25-Y8M		63.66	62.29	70	55	46	16~48	16~42	16~36	16~30	16~30	16~26
26-Y8M		66.21	64.84	74	53	48	16~50	16~42	16~38	16~32	16~30	16~28
28-Y8M		71.30	69.93	80	60	52	16~52	16~47	16~42	16~35	16~30	16~30
30-Y8M		76.39	75.02	87	68	56	16~59	16~50	16~45	16~39	16~30	16~30
32-Y8M		81.49	80.12	87	68	60	20~59	20~55	20~48	20~42	20~30	20~30
34-Y8M		86.58	85.21	94	74	64	20~67	20~58	20~52	20~45	20~30	20~30
36-Y8M		91.67	90.30	99	78	68	20~72	20~64	20~58	20~48	20~30	20~30
38-Y8M	B	96.77	95.40	105	84	72	20~76	20~68	20~62	20~52	20~30	20~30
40-Y8M		101.86	100.49	112	90	74	25~80	25~70	25~65	25~54	25~30	25~30
44-Y8M		112.05	110.68	119	100	78	25~80	25~72	25~65	25~56	25~30	25~30
48-Y8M		122.23	120.86	131	111	80	25~80	25~74	25~65	25~58	25~30	25~30
50-Y8M		127.32	125.95	135	115	82	25~80	25~76	25~65	25~60	25~30	25~30
60-Y8M		152.79	151.42	160	140	88	30~80	30~80	30~65	30~65	30~30	30~30

轴孔规格 Axle hole specifications



M*螺纹孔尺寸表: (轴孔规格P、N)

M*Threaded hole size table: (Axle hole specifications P, N)

dH7轴孔内径 Inner diameter of dH7 axle hole	16~17	18~30	31~45	46~65
M粗牙螺纹 M coarse thread	M5	M6	M8	M10

变更止动螺丝角度用KC90表示

Kc90 shows alteration of stop screw angle.



P2M同步带轮 P2M Synchronous Pulley

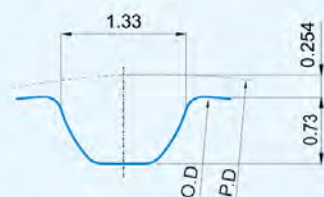
P2M同步带请参阅P29 Please refer to P29 for P2M synchronous belt.



代号	材料	表面处理
BLA	铝合金	本色阳极氧化
BLH		—
BSY	S45C	发黑处理
BSD		镀锌处理
BSM		—

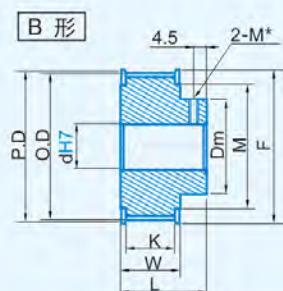
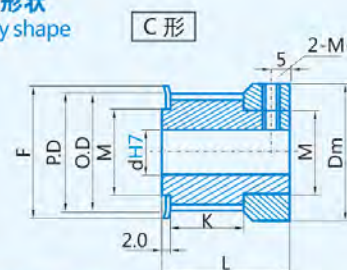
标准同步带宽度	K	W	L
04=4mm	5.5	9.5	18
06=6mm	7.5	11.5	20
12=12mm	13.5	17.5	26

P2M轮齿形图 P2M Pulley tooth profile figure



齿槽尺寸会因齿数不同而略有差异 (节距2.0mm)
Tooth space size slightly varies according to different teeth (pitch = 2.0mm)

带轮形状 Pulley shape



规格 Type	形状 Shape	节径 P.D	外径 O.D	挡边 外径 F	挡边 内径 M	轮毂 直径 Dm	轴孔径dH7 Axle aperture dH7		
							H	P	C.N
14-P2M	C	8.91	8.40	12	6	12	—	3、4	—
15-P2M		9.55	9.04	12	6	13	—	3、4、5	—
16-P2M		10.19	9.68	14	8	13	—	3、4、5	—
18-P2M		11.46	10.95	14	8	15	—	3~6	—
20-P2M		12.73	12.22	16	9.5	17	—	4~6.35	—
22-P2M		14.01	13.50	18	11	17	—	4~6.35	—
24-P2M		15.28	14.77	20	12	17	—	4~6.35	—
25-P2M		15.92	15.41	20	12	20	—	4~6.35	—
28-P2M		17.83	17.32	23	13	12	5~6.35	5~6.35	—
30-P2M		19.10	18.59	23	13	12	5~8	5~8	—
32-P2M	B	20.37	19.86	25	16	12	5~8	5~8	—
36-P2M		22.92	22.41	28	18	14	5~9	5~9	—
40-P2M		25.46	24.95	31	20	16	5~10	5~10	8
42-P3M		26.74	26.23	35	24	18	5~12	5~12	8、10
44-P2M		28.01	27.50	33	22	18	5~12	5~12	8、10
48-P2M		30.56	30.05	35	24	18	5~12	5~12	8、10
50-P2M		31.83	31.32	35	24	22	5~15	5~15	8~13
60-P2M		38.20	37.69	44	32	28	5~19	5~19	8~18

轴孔规格 Axle hole specifications



M*螺纹孔尺寸表: (轴孔规格P、N)

M*Threaded hole size table: (Axle hole specifications P, N)

dH7轴孔内径 Inner diameter of dH7 axle hole	3~6.35	7~19
M粗牙螺纹 M coarse thread	M3	M4

变更止动螺丝角度用KC90表示
Kc90 shows alteration of stop screw angle.



P3M同步带轮 P3M Synchronous Pulley

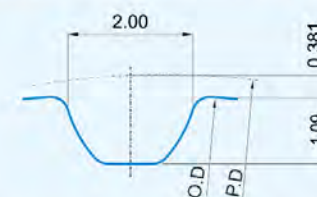
P3M同步带请参阅P29~30 Please refer to P29~30 for P3M synchronous belt.



代号	材料	表面处理
BLA	铝合金	本色阳极氧化
BLH		—
BSY	S45C	发黑处理
BSD		镀锌处理
BSM		—

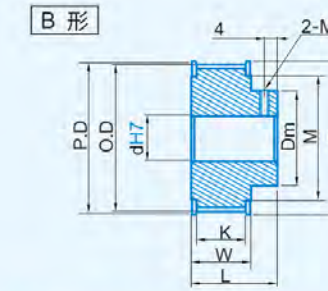
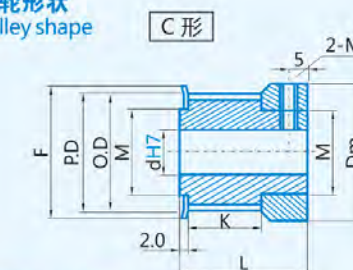
标准同步带宽度	K:20齿以下	K	W	L
10=10mm	11	12	16	23
15=15mm	/	17	21	29

P3M轮齿形图 P3M Pulley tooth profile figure



齿槽尺寸会因齿数不同而略有差异 (节距3.0mm)
Tooth space size slightly varies according to different teeth (pitch = 3.0mm)

带轮形状 Pulley shape



规格 Type	形状 Shape	节径 P.D	外径 O.D	挡边 外径 F	挡边 内径 M	轮毂 直径 Dm	轴孔径dH7 Axle aperture dH7		
							H	P	C.N
10-P3M	C	9.55	8.79	12	6	12	—	4	—
12-P3M		11.46	10.70	14	7	15	—	4、5	—
14-P3M		13.37	12.61	15	8	17	—	4~6.35	—
15-P3M		14.32	13.56	16	9.5	17	—	4~6.35	—
16-P3M		15.28	14.52	18	11	17	—	4~6.35	—
18-P3M		17.19	16.43	23	13	21	—	4~6.35	—
20-P3M		19.10	18.34	23	13	25	—	4~6.35	—
22-P3M		21.01	20.25	25	16	12	5~8	5~8	—
24-P3M		22.92	22.16	25	16	14	5~9	5~9	—
25-P3M		23.87	23.11	28	18	14	5~9	5~9	—
26-P3M	B	24.83	24.07	28	18	16	6~10	6~10	8
28-P3M		26.74	25.98	31	20	18	6~12	6~12	8、10
30-P3M		28.65	27.89	33	22	18	6~12	6~12	8、10
32-P3M		30.56	29.80	35	24	18	6~12	6~12	8、10
36-P3M		34.38	33.62	40	27	24	6~16	6~16	8~14
40-P3M		38.20	37.44	44	32	26	6~18	6~18	8~15

轴孔规格 Axle hole specifications



M*螺纹孔尺寸表: (轴孔规格P、N)

M*Threaded hole size table: (Axle hole specifications P, N)

dH7轴孔内径 Inner diameter of dH7 axle hole	4~6.35	7~12	13~18
M粗牙螺纹 M coarse thread	M3	M4	M5

变更止动螺丝角度用KC90表示
Kc90 shows alteration of stop screw angle.



P5M同步带轮 P5M Synchronous Pulley

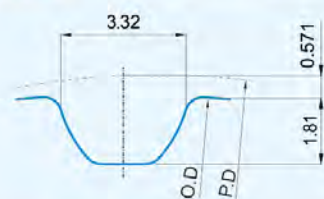
P5M同步带请参阅P30 Please refer to P30 for P5M synchronous belt.



代号	材料	表面处理
BLA	铝合金	本色阳极氧化
BLH		—
BSY	S45C	发黑处理
BSD		镀锌处理
BSM		—

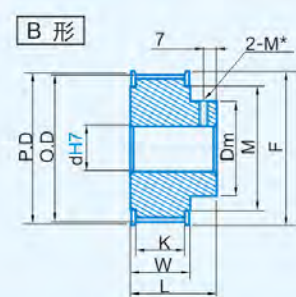
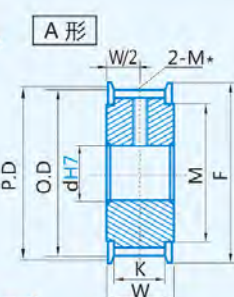
标准同步带宽度	K	W	L
10=10mm	11.6	16	28
15=15mm	16.6	21	33
25=25mm	27	32	44

P5M轮齿形图 P5M Pulley tooth profile figure



齿槽尺寸会因齿数不同而略有差异 (节距5.0mm)
Tooth space size slightly varies according to different teeth (pitch = 5.0mm)

带轮形状 Pulley shape



规格 Type	形状 Shape	节径 P.D	外径 O.D	挡边 外径 F	挡边 内径 M	轮毂 直径 Dm	轴孔径dH7 Axle aperture dH7		
							H	P	C.N
12-P5M	A	19.10	17.96	23	13	11	5、6	5、6	—
14-P5M		22.28	21.14	25	16	13	5、6	5、6	8
15-P5M		23.87	22.73	28	18	15	5~10	5~8	8
16-P5M		25.46	24.32	32	20	17	5~10	5~10	8~11
18-P5M		28.65	27.51	33	22	19	6~12	6~12	8~11
20-P5M		31.83	30.69	35	24	19	6~12	6~12	8~15
22-P5M		35.01	33.87	40	27	25	8~17	8~17	8~15
24-P5M		38.20	37.06	44	32	25	8~17	8~17	10~18
25-P5M	B	39.79	38.65	44	32	30	10~20	10~20	10~18
26-P5M		41.38	40.24	48	36	30	10~20	10~20	10~20
28-P5M		44.56	43.42	48	36	32	10~22	10~22	10~22
30-P5M		47.75	46.61	51	36	35	12~24	12~24	12~22
32-P5M		50.93	49.79	55	39	38	12~26	12~26	12~25
34-P5M		54.11	52.97	60	46	42	12~30	12~30	12~25
36-P5M		57.30	56.16	67	50	44	12~30	12~30	12~30
40-P5M		63.66	62.52	67	50	48	12~32	12~32	12~32
44-P5M		70.03	68.89	74	58	56	15~38	15~38	15~38
48-P5M		76.39	75.25	83	63	58	15~38	15~38	15~38
50-P5M		79.58	78.44	87	68	64	15~42	15~40	15~40
60-P5M		95.48	94.34	105	84	80	15~52	15~40	15~40
72-P5M		114.59	113.45	119	100	90	15~80	15~65	15~50

轴孔规格 Axle hole specifications



M*螺纹孔尺寸表: (轴孔规格P、N)

M*Threaded hole size table: (Axle hole specifications P, N)

dH7轴孔内径 Inner diameter of dH7 axle hole	5~12	13~17	18~30	31~45	46~65
M粗牙螺纹 M coarse thread	M4	M5	M6	M8	M10

变更止动螺丝角度用KC90表示
Kc90 shows alteration of stop screw angle.



P8M同步带轮 P8M Synchronous Pulley

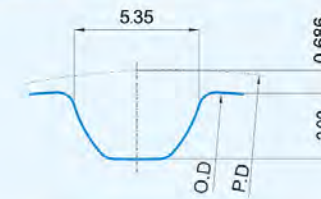
P8M同步带请参阅P31 Please refer to P31 for P8M synchronous belt.



代号	材料	表面处理
BLA	铝合金	本色阳极氧化
BLH		—
BSY	S45C	发黑处理
BSD		镀锌处理
BSM		—

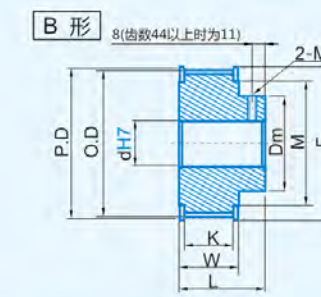
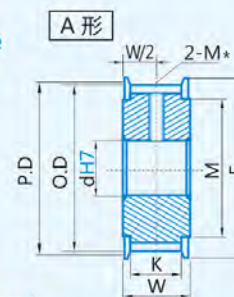
标准同步带宽度	K	W	L44齿以下	L44齿以上
15=15mm	16.8	22	39	44
25=25mm	27.8	33	50	55
30=30mm	32.8	38	55	60
40=40mm	43	49	65	70

P8M轮齿形图 P8M Pulley tooth profile figure



齿槽尺寸会因齿数不同而略有差异 (节距8.0mm)
Tooth space size slightly varies according to different teeth (pitch = 8.0mm)

带轮形状 Pulley shape



规格 Type	形状 Shape	节径 P.D	外径 O.D	挡边 外径 F	挡边 内径 M	轮毂 直径 Dm	轴孔径dH7 Axle aperture dH7		
							H	P	C.N
20-P8M	A	50.93	49.56	55	39	36	12~32	12~30	12~30
22-P8M		56.02	54.65	60	46	41	12~37	12~34	12~34
24-P8M		61.12	59.75	67	50	46	12~42	12~40	12~40
26-P8M		66.21	64.84	74	53	51	14~50	14~45	14~45
28-P8M		71.30	69.93	80	60	55	14~52	14~48	14~48
30-P8M		76.39	75.02	87	68	60	14~59	14~50	14~50
32-P8M		81.49	80.12	87	68	65	14~59	14~55	14~50
34-P8M		86.58	85.21	94	74	70	16~67	16~60	16~50
36-P8M	B	91.67	90.30	99	78	75	16~72	16~65	16~50
40-P8M		101.86	100.49	112	90	85	20~80	20~65	20~50
44-P8M		112.05	110.68	119	100	90	20~80	20~65	20~50
48-P8M		122.23	120.86	131	111	100	20~80	20~65	20~50
50-P8M		127.32	125.95	135	115	100	20~80	20~65	20~50
60-P8M		152.79	151.42	160	140	100	20~80	20~65	20~50

轴孔规格 Axle hole specifications



M*螺纹孔尺寸表: (轴孔规格P、N)


M*Threaded hole size table: (Axle hole specifications P, N)

dH7轴孔内径 Inner diameter of dH7 axle hole	12	13~17	18~30	31~45	46~65
M粗牙螺纹 M coarse thread	M4	M5	M6	M8	M10

变更止动螺丝角度用KC90表示
Kc90 shows alteration of stop screw angle.



齿板 Rack




齿板的规格及加工长度 Rack specification and machining length

型号 Type	皮带公称宽度 Normal width of the belt	W	A	B	T	H	L	P	d	型号 Type	皮带公称宽度 Normal width of the belt	W	A	B	T	H	L	P	d
MXL	025	6.4		18				11		3M,S3M,P3M	6	6		20				11	
	037	9.5	26	22	4	0.51	10	14	3.4		10	10	21	25	4	1.14	15	15	3.4
	050	12.7		26				18			15	15		30				20	
XL	025	6.4		24				12		5M,S5M,P5M	10	10		26				16	
	031	7.9		25	6	1.25	25	14	4.5		15	15	35	32	6	1.81	25	21	4.5
	037	9.5	36	26				16			25	25		42				31	
L	050	12.7		30				20		8M,S8M,P8M	15	15		34				22	
	075	19.1		38	8	1.9	50	26	5.5		25	25	56	44	8	2.85	40	37	5.5
	100	25.4	66	46				33			30	30		50				47	
H	150	38.1		58				46		T5,AT5	10	10		26				16	
	075	19.1		38				26			15	15	35	32	6	1.2	25	21	4.5
	100	25.4	89	46	10	2.3	70	33	5.5		20	20		38				26	
S2M,P2M	150	38.1		58				45		T10,AT10	25	25		43				31	
	200	50.8		70				58			15	15		34				22	
	040	4		16				18			20	20	70	40	8	2.5	50	27	5.5
	060	6	26	18	4	0.76	10	10	3.4		25	25		44				32	
	010	10		24				15			30	30		50				37	

齿板应用于开口同步带的两端连接，并与机器固定达到传动目的。

Toothed plate applies to both-end connection for open synchronous belt.
It fixes with the machine to fulfill the drive purpose.

齿棒 Rack Lever



齿棒的规格及加工长度 Rack lever specification and machining length

型号 Type	齿数范围 Teeth number range	长度 Length	型号 Type	齿数范围 Teeth number range	长度 Length
MXL	≤16	60	AT3	≤12	60
	17~38	120		13~26	120
	39~79	160		27~52	160
XL	≥80	200	2M	≥53	200
	≤16	120		≤16	60
	17~31	160		17~40	120
L	≥32	200		41~78	160
	10~17	160		≥79	200
	≥18	200	3M,S3M	≤12	60
H	≥14	200		13~26	120
	≥18	200		27~52	160
T2.5	≤14	60		≥53	200
	17~32	120	S4.5M	≤18	120
	33~62	160		19~35	160
T5, AT5	≥63	200		≥36	200
	≤16	120	5M,S5M	≤17	120
	17~32	160		18~32	160
T10, AT10	≥33	200		≥33	200
	10~16	160	8M,S8M	10~16	160
	≥17	200		≥17	200
T20	≥18	200		≥28	200
			14M,S14M		

注：1、直径Φ100以下采用双顶针加工，一端留6~8mm轴。
2、直径Φ100以上采用工艺孔加工法。直径Φ100~Φ150工艺孔为Φ10，直径Φ150~Φ200工艺孔为Φ12。
1、Double ejector pins processing is applied for belowΦ100 diameter,6~8mm axis is for one end.
2、AboveΦ100 diameter applies technological hole for processing,Φ10 is for Φ100~Φ150 diameter technological hole,Φ12 is Φ100~Φ200 diameter technological hole.




锥面紧固衬套与锥孔同步带轮安装使用方法：
使用锥面紧固衬套安装的锥孔同步带轮，安装、拆卸方便。以配用各种孔径的锥面紧固衬套，就可以适用各种轴径的安装、使用。

The installation and usage of Taper-Lock Bushings and Taper-lock Belt Pulleys Tape-Lock Timing Belt Pulley with Tape-Lock Bushing is easy on and off,it can be used on variale hubs due to Taper- Lock Bushing bores.



将锥面紧固套与同步带轮装在传动轴上
Place Taper-lock Bushing and Timi-
ng Belt Pulley on the transmission shaft.

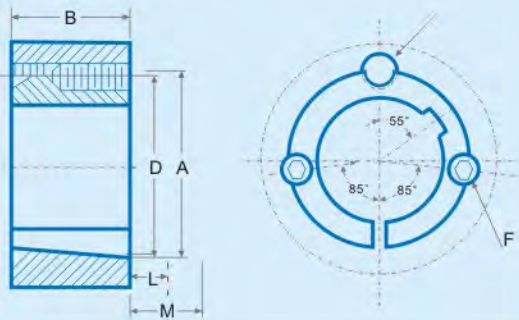


将螺钉拧入紧固螺钉孔，对称用力拧紧，
通过锥套的锥面作用，将传动轴与皮带轮
联系在一起。
Insert screws into cap screw bore
tighten the symmetrical screws,Then
the pulley grips the shaft firmly through
the taper surface of the bushing.



将紧固螺钉退出后，再拧入退出螺钉
孔，用力拧入，锥套与带轮松动分离，
然后取下。
Take binding bolt out entirely. Insert
the threaded holes, tighten it.This
makes the Bushing easily removed
from the Pulley.

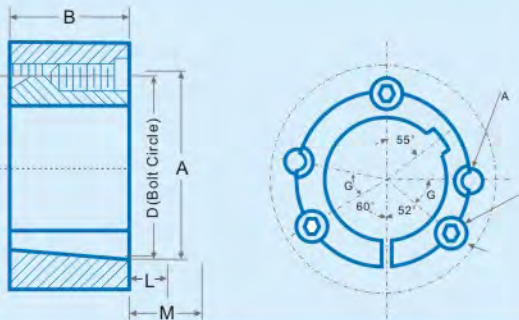
1008 to 3030 Sizes



Dimension for 1008 to 3030 TAPER-LOCK Bushings

锥套型号 BUSH NO.	大端直径 Large end diameter A	宽度 Width B	中心圆 Center circle D	螺栓规格 SET SCREWS
1008	1.386"	7/8"	1-21/64"	1/4"x1/2"
1108	1.511"	7/8"	1-29/64"	1/4"x1/2"
1210	1-7/8"	1"	1-3/4"	3/8"x5/8"
1215	1-7/8"	1-1/2"	1-3/4"	3/8"x5/8"
1310	2"	1"	1-7/8"	3/8"x5/8"
1610	2-1/4"	1"	2-1/8"	3/8"x5/8"
1615	2-1/4"	1-1/2"	2-1/8"	3/8"x5/8"
2012	2-3/4"	1-1/4"	2-5/8"	7/16"x7/8"
2517	3-3/8"	1-3/4"	3-1/4"	1/2"x1"
2525	3-3/8"	2-1/2"	3-1/4"	1/2"x1"
3020	4-1/4"	2"	4"	5/8"x1-1/4"
3030	4-1/4"	3"	4"	5/8"x1-1/4"

3535 to 5050 Sizes



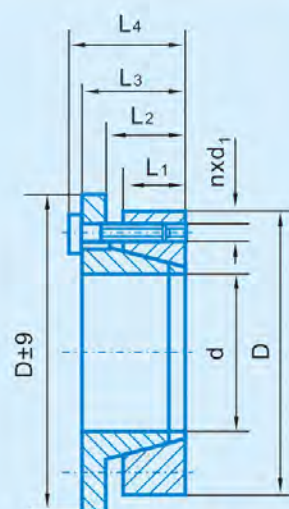
Dimension for 3535 to 5050 TAPER-LOCK Bushings

锥套型号 BUSH NO.	大端直径 A	宽度 B	中心圆 D	螺栓规格 SET SCREWS	角度 G
3535	5"	3-1/2"	4.83"	1/2"x1-1/2"	40°
4040	5-3/4"	4"	5.54"	5/8"x1-3/4"	40°
4545	6*3/8"	4-1/2"	6.13"	3/4"x2"	40°
5050	7"	5"	6.72"	7/8"x2-1/4"	37°

锥套内孔使用规格 STANDARD STOCK BORES METRIC SERIES

锥套型号 BUSH NO.	锥 套 内 孔 规 格 BORE
1008	10. 11. 12. 14. 15. 16. 18. 19. 20. 22. 24.
1108	10. 11. 12. 14. 15. 16. 18. 19. 20. 22. 24. 25. 28.
1210 1215	11. 12. 14. 15. 16. 18. 19. 20. 22. 24. 25. 28. 30. 32.
1310	14. 15. 16. 18. 19. 20. 22. 24. 25. 28. 30. 32. 35.
1610 1615	14. 15. 16. 18. 19. 20. 22. 24. 25. 28. 30. 32. 35. 38. 40. 42.
2012 2017	18. 19. 20. 22. 24. 25. 28. 30. 32. 35. 38. 40. 42. 45. 48. 50.
2517 2525	20. 22. 24. 25. 28. 30. 32. 35. 38. 40. 42. 45. 48. 50. 55. 60.
3020 3030	25. 28. 30. 32. 35. 38. 40. 42. 45. 48. 50. 55. 60. 65. 70. 75.
3525 3535	35. 38. 40. 42. 45. 48. 50. 55. 60. 65. 70. 75. 80. 85. 90.
4030 4040	40. 42. 45. 48. 50. 55. 60. 65. 70. 75. 80. 85. 90. 95. 100.
4535 4545	55. 60. 65. 70. 75. 80. 85. 90. 95. 100. 105. 110.
5040 5050	60. 65. 70. 75. 80. 85. 90. 95. 100. 105. 110. 115. 120. 125.

注：英寸内孔请参考有关样本尺寸 The dimensions in inch of inner bore please refer to the catalogue of Taper-Lock Bushing



Z₈型胀紧联结套
Z₈ Locking assemblies

结构性能:
Z₈型胀套适用于轴和轴上零件的联结,以传递扭矩、轴向力。

标记示例:
内径d=20mm,外径D=47mm的Z₈型胀套:
胀套 Z₈-20×47
JB/T7934-1999

The structural properties
Z₈ locking assemblies are fit for connecting axis with axis parts so as to transfer torque and axial force.

Mark example
Z₈ locking assemblies.
ID d=20mm,OD d=47mm
Locking assemblies Z₈-20×47
JB/T7934-1999

Z₈型胀紧联结套的基本尺寸及参数 (JB/T7934-1999)

Basic dimensions and parameters of Z₈ locking assemblies (JB/T7934-1999)

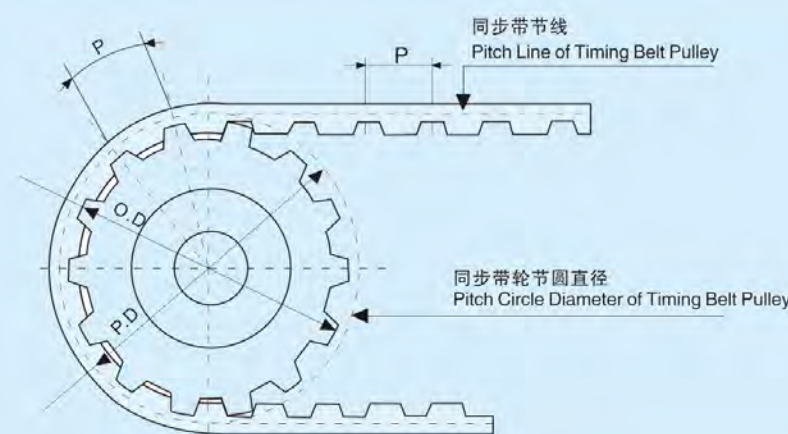
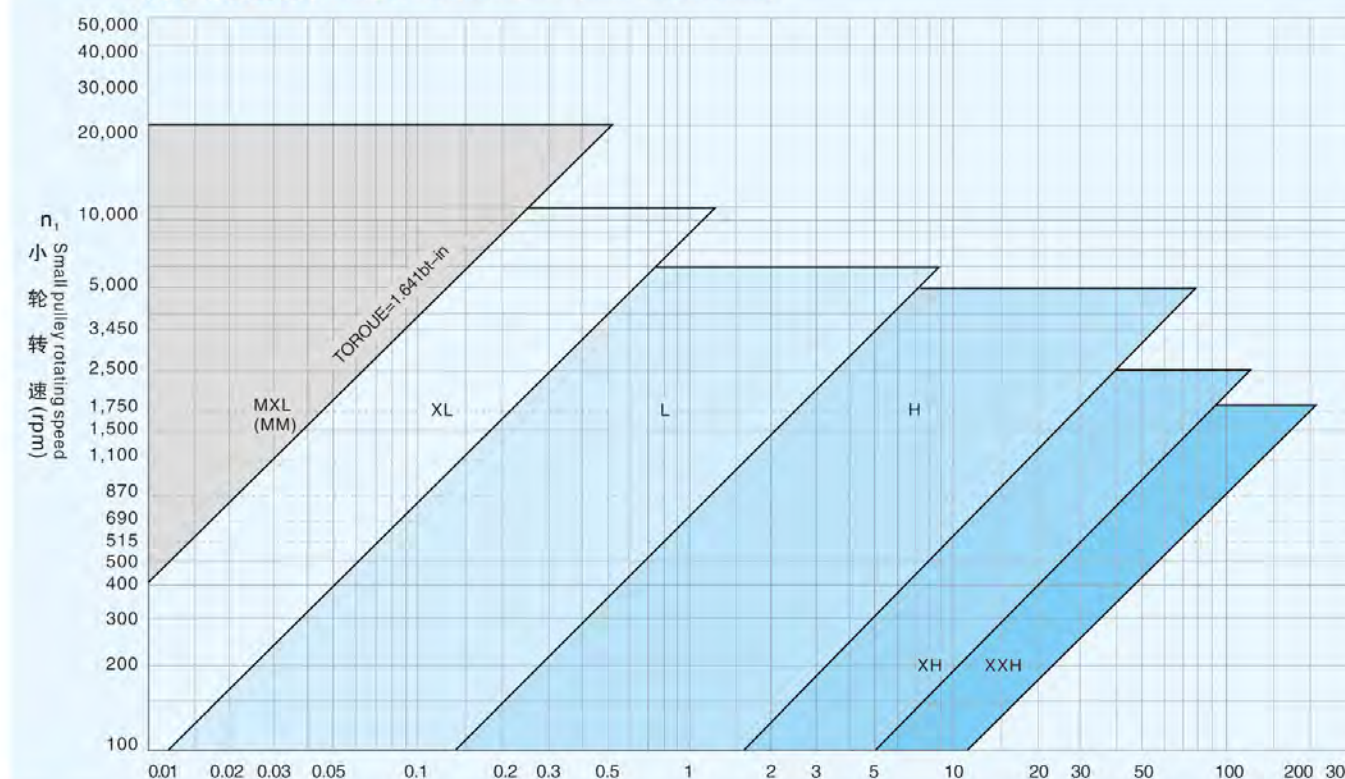
基本尺寸 Basic size						额定负荷 Rated load		胀套与轴结合面上的压力P _r N/mm ²	螺钉的拧紧力矩M N·m	重量 kg
d	D	L ₁	L ₂	L ₃	L ₄	n	轴向外力F _t kN			
mm								扭矩M _t kN·m		
20	47					5	30	0.29	220	0.25
22								0.32	200	
24	50							0.37	200	0.27
25								0.45	215	
28	55	17	22	28	34	6	36	0.5	200	0.32
30								0.54	190	0.35
32	60							0.77	215	0.37
35						8	48	0.84	190	0.34
38	65							0.91	195	0.4
40								0.96	190	0.38
45	75			33	41	7	77	1.75	230	0.63
50	80							1.93	210	0.68
55	85	20	25			8	88	2.45	215	0.73
60	90							2.7	190	0.78
63	95			28	41	9	100	3.18	205	0.89
65	95			33	41			3.25	200	0.83
70	110							5	220	1.33
75	115					8	141	5.25	200	1.4
80	120	24	30	40	50			5.6	190	1.48
85	125					9	159	6.75	200	1.55
90	130							7.1	190	1.63
95	135					10	176	8.35	200	1.7
100	145							10.3	210	2.6
110	155	26	32	44	56	8	205	11.25	190	2.8
120	165					9	231	13.9	210	3
130	180			52	64	12	308	20	190	4.6
140	190	34	40			9	317	22.25	180	4.9
150	200			54	68	10	352	26.3	190	5.2
160	210					11	287	31	190	5.5
170	225					12	422	35.9	150	7.75
180	235	44	50	64	78			38	145	8.15
190	250					15	528	50.1	170	9.5
200	260					15		52.8	160	9.9
220	285					12	587	64.5	145	13.4
240	305	50	56	72	88	15	734	88	165	14.3
260	325					18	880	114	180	15.5
280	355	60	66	84	102	16	948	132	150	22.9
300	375					18	1059	159	160	24.4
320	405	74	81	101	121	18	1374	220	150	36.1
340	425					21	1603	272.5	175	38.4
360	455					18	1710	308	140	46.2
380	475	86	94	116	138	21	1995	379	155	55
400	495							399	150	61

注: Z₈型胀紧联结套螺钉的机械性能等级为12.9级。
Mechanical properties classification is 12.9 grade to Z₈ locking assemblies screw.

梯形齿同步带·轮

TRAPEZOID TOOTH SYNCHRONOUS BELT · PULLEYS

同步带选型图1 Design Horsepower(Horsepower service factor)



Pd: 设计功率KW
Pd: Designed wattage KW

引用标准:
Introduced standards:

GB 11361

GB 11357

GB 11616

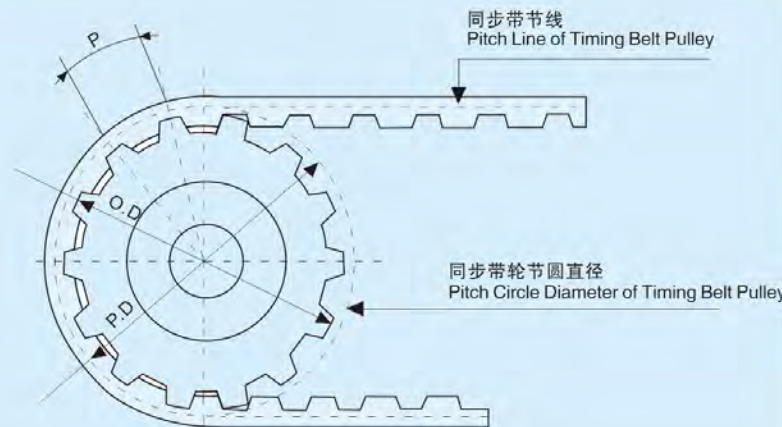
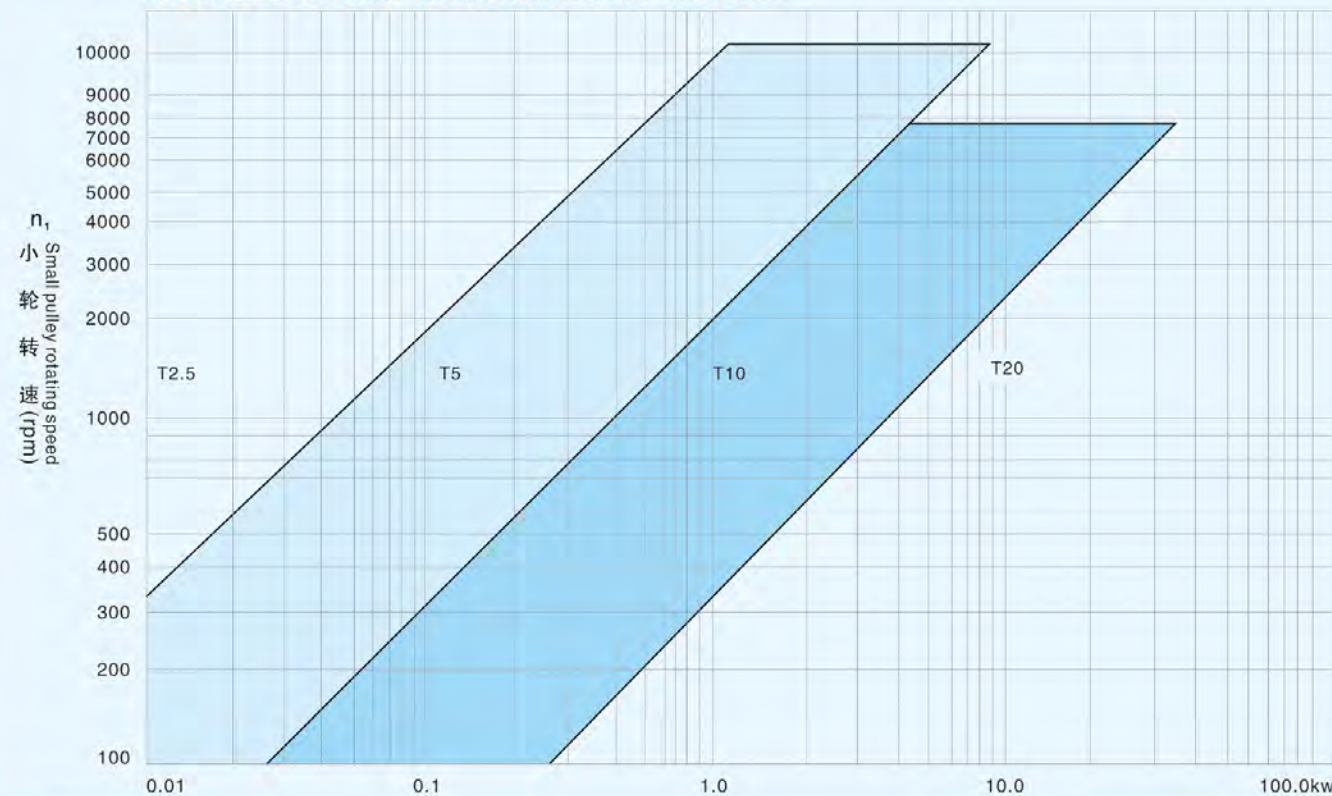
符合 ISO 5294-1989

- P=节距是在同步带轮或同步带中心节线上测得相邻两个齿的距离
Pitch is the distance of tow adjacent teeth of pulley or belt.
- P.D=同步带轮的节圆直径 Pitch circle diameter of belt pulley
- O.D=同步带轮实际外圆直径 External diameter of pulley

T 形齿同步带·轮

T TOOTHED SYNCHRONOUS BELT · PULLEYS

同步带选型图2 Design Horsepower(Horsepower service factor)



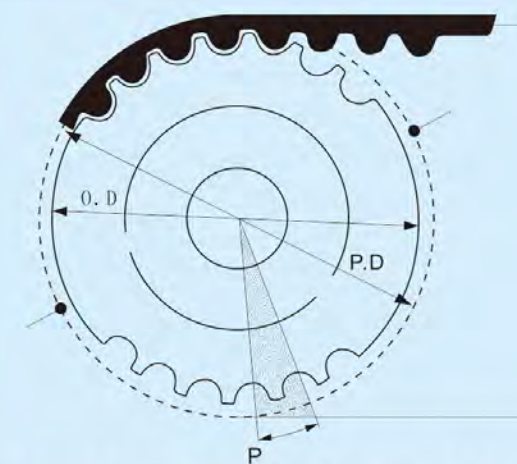
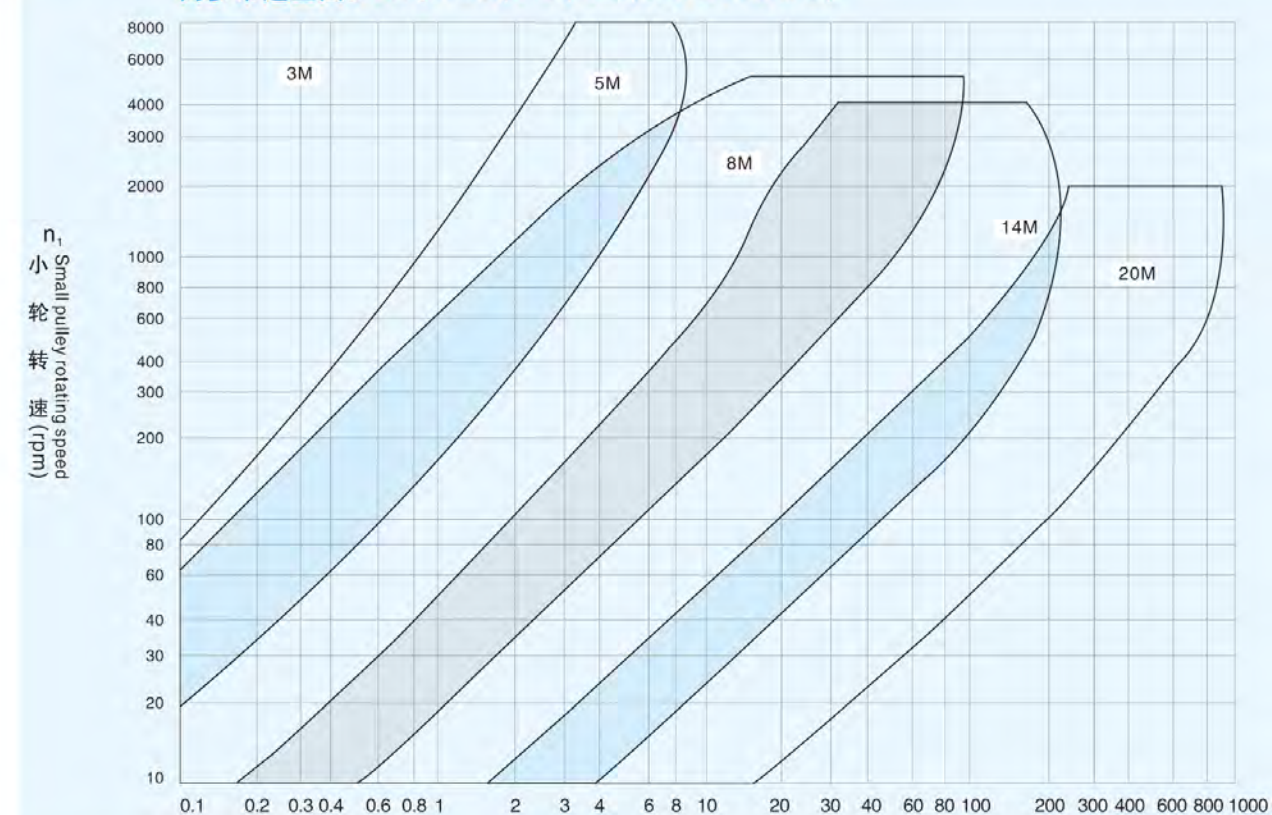
Pd: 设计功率KW
Pd: Designed wattage KW

- P=节距是在同步带轮或同步带中心节线上测得相邻两个齿的距离
Pitch is the distance of tow adjacent teeth of pulley or belt.
- P.D=同步带轮的节圆直径 Pitch circle diameter of belt pulley
- O.D=同步带轮实际外圆直径 External diameter of pulley

圆弧形齿同步带·轮

ARC TOOTHED SYNCHRONOUS BELT · PULLEYS

同步带选型图3 Design Horsepower(Horsepower service factor)



Pd: 设计功率KW
Pd: Designed wattage KW

圆弧形同步带共有五种节距型号

3M, 5M, 8M, 14M, 20M,

(STPD/STD 同步带共有六种节距型号)

(S2M, S3M, S4.5M, S5M, S8M, S14M)

(本产品为专利产品, 生产及销售时应注意专利生产及销售认可)

There are 5 different types of pitches:

3M, 5M, 8M, 14M and 20M.

(These products have patent, and must get approval of patent when the products are produced and sold.)

STPD/STD Synchronous belt has altogether six type pitch models.

- P=节距是在同步带轮或同步带中心节线上测得相邻两个齿的距离
Pitch is the distance of tow adjacent teeth of pulley or belt.
- P.D=同步带轮的节圆直径 Pitch circle diameter of belt pulley
- O.D=同步带轮实际外圆直径 External diameter of pulley

表-1工作情况系数K_A

工 作 机	原 动 机					
	交流电动机（普通转矩鼠笼式、同步带电动机）直流电动机(并激)，多缸内燃机			交流电动机（大转矩、大滑差率、单相、滑环），直流电动机（复激、串激），单缸内燃机		
	运 转 时 间			运 转 时 间		
	断续使用 每日3-5时	普通使用 每日8-10时	连续使用 每日16-24时	断续使用 每日3-5时	普通使用 每日8-10时	连续使用 每日16-24时
复印机、配油装置、测试仪表，放映机，医疗器械	1.0	1.2	1.4	1.2	1.4	1.6
清扫机、缝纫机，办公机械	1.2	1.4	1.6	1.4	1.6	1.8
带式输送机，轻型包装机，烘干箱，筛选机，绕线机，圆锥成形机，木工机床，带锯	1.3	1.5	1.7	1.5	1.7	1.9
液体搅拌机，混面机、钻床，车床 螺纹加工机，印刷机，龙门刨床	1.4	1.6	1.8	1.6	1.8	2.0
液体搅拌机，带式输送机，镗床，磨床，铣床，齿轮泵，纺织机械，离心式压缩机	1.5	1.7	1.9	1.7	1.9	2.1
升降机，脱水机，清洗机，发电机，排风机，起重机，激磁机，锯木机，纺织机械	1.6	1.8	2.0	1.8	2.0	2.2
离心机，刮板输送机，螺旋输送机，锤击式粉碎机，造纸制浆机	1.7	1.9	2.1	1.9	2.1	2.3
粘土搅拌机，矿山用风扇，鼓风机，强制送风机	1.8	2.0	2.2	2.0	2.2	2.4
往复式压缩机，球磨机，棒磨机，往复式泵	1.9	2.1	2.3	2.1	2.3	2.5

注：1、对增速传动，必须下列数字加进本表的K_A中：

R=1-1.25	0	R=1.25-1.74	0.1
R=1.75-2.49	0.2	R=2.5-3.49	0.3
R≥3.5	0.24		

- 2、对带型14M和20M的传动，当n₁≤600r/min时，应追加如下系数： n₁≤200r/min,0.3; n₁≤201~400r/min,0.2; n₁≤401~600r/min,0.1;
3、对频繁正反转、严重冲击、紧急停机等非正常传动，需视具体情况修正情况系数。

设计方法：

设计条件： a.原动机和工作机的类型； b.每天运转时间； c.需传递的名义功率P； d.小带轮转速n₁；
e.大带轮转速n₂； f.初定中心距； G.对传动空间的特殊要求。

计 算 项 目	代 号	公 式 及 数 据	单 位	说 明
设 计 功 率	P _d	P _d =K _A P	KW	KA--工作情况系数，见表-1 P--传递名义功率
带 型		根据n ₁ 和P _d 由图1，图2，图3中选择		n ₁ --小带轮转速，r/min
传 动 比	i	i=n ₁ /n ₂		n ₂ --大带轮转速，r/min
带 轮 齿 数	Z ₁ Z ₂	按Z ₁ ≥Zmin原则确定，按Z ₂ =iZ ₁ 计算后圆整		Z ₁ --小带轮齿数，Zmin见表--2，Z ₂ --大带轮齿数
带 轮 直 径 mm	d ₁ d ₂	根据d ₁ =P _d *Z ₁ /3.1416计算而得 根据d ₂ =P _d *Z ₂ /3.1416计算而得	mm mm	P _d 为节距，d ₁ --小带轮节圆直径， d ₂ --大带轮节圆直径。
节 线 长 度	L _p	初定节线长L ₀ ： L ₀ =2a ₀ +1.57(d ₂ +d ₁)+(d ₂ -d ₁) ² /4a ₀ 根据L ₀ 选取LP	mm	a ₀ --初定中心距mm,由设计任务给定。
实际中心距	a	近似公式为： a= [M+ [M ² -8(d ₂ -d ₁) ²] ^{1/2}] /8	mm	M=2Lp-(Z ₁ +Z ₂)P _b
啮合齿数系数	K _z	Zm≥6,K _z =1 Zm<6,K _z =1-0.2(6-Zm)		Zm为啮合齿数 Zm=ent [Z ₁ /2-PbZ ₁ (Z ₂ -Z ₁)/2a π ²]
宽 度 系 数	K _w	K _w =(b _s /b _{so}) ^{1.14}		
基本额定功率	P ₀	各型号的最小宽度推荐用基本额定 功率P ₀ 见表3~表17	KW	
额 定 功 率	P _r	P _r =K _z *K _w *P ₀	KW	
带 宽	b _s	按P _d ≤Pr原则选择，则b _s ≥b _{so} (P _d /K _z P ₀) ^{1/1.14}	mm	b _{so} 为基准宽度，见表18
验算工作能力	P _r	P _r =10 ⁻³ v(K _z K _w Ta-b _s mV ² /b _{so}) P _r >P _d 传动能力足够	KW	查表19得到Ta,m V=P _b Z ₁ n ₁ /60000

设计小结： • 带型、带长、带宽； • 带的标记代号；大小带轮的齿数、节径、外径、宽度； • 带轮型号；
• 带轮的标记代号； • 带传动的实际中心距。

KA chart 1 the working condition coefficient K_A

Driven pulley	drive pulley					
	Ac motor(common torque squirrel cage type、synchronous motor) , dc motor(Shunt excitation), multi-cylinder gas engine			Ac motor (big torque、big slip、single-phase、slip ring).dc motor(compound excitation、series excitation), single cylinder gas engine		
	Operating time			Operating time		
	3-5 hours a day in intermittent use	8-10 hours a day in common use	16-24 hours a day in continuous use	3-5 hours a day in intermittent use	8-10 hours a day in common use	16-24 hours a day in continuous use
Copier, oil distributing device, testing instrument, film projector, medical appliance	1.0	1.2	1.4	1.2	1.4	1.6
Sweeper,sewing machine,office machine	1.2	1.4	1.6	1.4	1.6	1.8
Belt conveyer,light packer,oven,sifting machine, winding machine,conical shaper,woodworking-machine,band saw	1.3	1.5	1.7	1.5	1.7	1.9
Liquid mixer,powder mixer, drill press, lahte, thread producing machine,printing machine, planing machine	1.4	1.6	1.8	1.6	1.8	2.0
Liquid mixer, belt conveyor, boring lathe, grinding-machine, milling machine, gear pump, textile-machinery, centrifugal type compression pump	1.5	1.7	1.9	1.7	1.9	2.1
Elevator, spin-drier, cleaning machine, generator, exhaust fan, crane, exciting dynamo, sawmill, textile machinery	1.6	1.8	2.0	1.8	2.0	2.2
Centrifuge, flight conveyer, worm conveyer, hammering disintegrator, wood pulp processor	1.7	1.9	2.1	1.9	2.1	2.3
Clay mixer, mine using fan, blast blower, positive fan	1.8	2.0	2.2	2.0	2.2	2.4
Reciprocating compressor, ball mill, rod mill, piston pump	1.9	2.1	2.3	2.1	2.3	2.5

Note: 1、 If it is gearing up please add the following factor into the K_A :

R=1-1.25	0	R=1.25-1.74	0.1
R=1.75-2.49	0.2	R=2.5-3.49	0.3
R≥3.5	0.24		

2、 If the belt type is 14M or 20M and n₁≤600r/min please add the following factor into :

n₁≤200r/min,0.3; n₁≤201~400r/min,0.2; n₁≤401~600r/min,0.1;

3、 Regarding abnormal drives such as frequent forward / reversal rotation / serious impact / emergency stop etc., please correct situation factors according to actual circumstances.

Designed procedure

Design conditions: a. The type of the driver pulley and the driven pulley; b. Daily working time; c. P; nominal power P; d. N1; small pulley's rotating speed e. N2; big pulley's rotating speed f. Projected centre distance; g. Special demand for the drive room.

Calculational item	Code name	Formula and data	Unit	Information
Design power	P _d	P _d =K _A P	KW	The factor of working conditions, see chart 1 Nominal power
The type of belt		According to n1 and Pd, choose from drawing 1, drawing 2, drawing 3, drawing 4		n1 the small pulley's rotating speed r/min
The ratio of drive	i	i=n ₁ /n ₂		n2 the big pulley's rotating speed r/min
The pulley is diameter mm	Pulley teeth number	Z ₁ Z ₂		Z1 is small pulley's teeth number, Zmin see chart 2
	The pulley's pitch diameter	d ₁ d ₂	mm mm	Pb is pitch, the small pulley's pitch diameter The big pulley's pitch diameter
The length of pitch line	L _p	L0:projected length of the pitch line: L ₀ =2a ₀ +1.57(d ₂ +d ₁)+(d ₂ -d ₁) ² /4a ₀ Choose Lp according to L0	mm	Projected centre distance, confirm it with the drive room
Actual center distance	a	Approximate formula is: a= [M+ [M ² -8(d ₂ -d ₁) ²] ^{1/2}] /8	mm	M=2Lp-(Z ₂ +Z ₁)P _b
Gear meshing tooth number coefficient	K _z	Zm≥6,K _z =1 Zm<6,K _z =1-0.2(6-Zm)		Zm is gear meshing tooth number Zm=ent [Z ₁ /2-PbZ ₁ (Z ₂ -Z ₁)/2a π ²]
The factor of width	K _w	K _w =(b _s /b _{so}) ^{1.14}		
Basic rating power	P ₀	It recommends to use the basic rating mini width of various models. See chart3-chart17 for P0	KW	
Rating power	P _r	P _r =K _z *K _w *P ₀	KW	
Belt width	b _s	Confirm it according to the principle of Pd≤Pr , b _s ≥b _{so} (P _d /K _z P ₀) ^{1/1.14}	mm	Bso is datum width, see chart 18
Test the operational capability	P _r	P _r =10 ⁻³ v(K _z K _w Ta-b _s mV ² /b _{so}) If Pr>Pd the design is good	KW	Ta,m see chart 19 V=P _b Z ₁ n ₁ /60000

Design summary: • The type of belt、belt length、belt width; • The belt's code name; • The teeth number, pitch, diameter, width of the small or big pulley; • The type of pulley; • The pulley's code name; • The actual center distance

同步带设计资料 (Synchronous Belt Design Data)




表2 带轮最少许用齿数(Pulley min. allowable use teeth number)

小带轮转速n ₁ Small pulley rotating speed r/min	带 型 Type						
	MXL,T2.5	XXL	XL,T5	L,T10	H	XH,T20	XXH
<900	10	10	10	12	14	22	22
900~<1200	12	12	10	12	16	24	24
1200~<1800	14	14	12	14	18	26	26
1800~<3600	16	16	12	16	20	30	--
3600~<4800	18	18	15	18	22	--	--


小带轮转速n ₁ Small pulley rotating speed r/min	带 型 Type					
	2M,S2M	3M,S3M	S4.5M,5M,S5M	8M,S8M	14M,S14M	20M
<900	10	10	14	22	28	34
900~<1200	12	14	20	28	28	34
1200~<1800	14	16	24	32	32	38
1800~<3600	16	20	28	36	--	--
3600~<4800	20	22	30	--	--	--

表—18 基准宽度(Datum width) b_{so}

型 号 Type	MXL	XL	L	H	XH	XXH
基准宽度(Datum width) b _{so}	6.4	9.5	25.4	76.2	101.6	127
型 号 Type	3M	5M	8M	14M	20M	—
基准宽度(Datum width) b _{so}	6	9	20	40	115	—

表—19 带基准宽度下的许用工作拉力Ta及单位长度质量m Belt allowable use operating tension Ta and unit length weight

型 号 Type	Ta(N)	m (Kg/m/bso)
MXL	27.00	0.007
XXL	31.00	0.010
XL	50.17	0.022
L	244.46	0.095
H	2100.85	0.448
XH	4048.90	1.484
XXH	6398.03	2.473



同步带设计资料 (Synchronous Belt Design Data)

表3 MXL基本额定功率(Datum Rating Power)P₀,基准宽度(Datum Width) b_{so}=6.4(单位: W)

小带轮转速n ₁ Small pulley rotating speed r/min	10	12	14	16	18	20	22	24	26	28	30	32	34	36	38	40
	6.47	7.76	9.06	10.35	11.65	12.94	14.23	15.53	16.82	18.12	19.41	20.70	22.00	23.29	24.59	25.88
100	0.8	1.0	1.1	1.3	1.4	1.6	1.7	1.9	2.1	2.2	2.4	2.5	2.7	2.9	3.0	3.2
200	1.5	1.9	2.2	2.5	2.9	3.2	3.5	3.8	4.1	4.4	4.8	5.1	5.4	5.7	6.0	6.4
300	2.3	2.9	3.3	3.8	4.3	4.8	5.2	5.7	6.2	6.7	7.1	7.6	8.1	8.6	9.1	9.5
400	3.1	3.8	4.4	5.1	5.7	6.4	7.0	7.6	8.3	8.9	9.5	10.2	10.8	11.4	12.1	12.7
500	3.8	4.8	5.6	6.4	7.1	7.9	8.7	9.5	10.3	11.1	11.9	12.7	13.5	14.3	15.1	15.9
600	4.6	5.7	6.7	7.6	8.6	9.5	10.5	11.4	12.4	13.3	14.3	15.2	16.2	17.1	18.1	19.1
700	5.4	6.7	7.8	8.9	10.0	11.1	12.2	13.3	14.4	15.6	16.7	17.8	18.9	20.0	21.1	22.2
800	6.2	7.6	8.9	10.2	11.4	12.7	14.0	15.2	16.5	17.8	19.1	20.3	21.6	22.9	24.1	25.4
900	6.9	8.6	10.0	11.4	12.9	14.3	15.7	17.2	18.6	20.0	21.4	22.9	24.3	25.7	27.1	28.6
1000	7.7	9.5	11.1	12.7	14.3	15.9	17.5	19.1	20.6	22.2	23.8	25.4	27.0	28.6	30.2	31.7
1100	8.5	10.5	12.2	14.0	15.7	17.5	19.2	21.0	22.7	24.5	26.2	27.9	29.7	31.4	33.2	34.9
1200	9.2	11.4	13.3	15.2	17.2	19.1	21.0	22.9	24.8	26.7	28.6	30.5	32.4	34.3	36.2	38.1
1300	10.0	12.4	14.5	16.5	18.6	20.6	22.7	24.8	26.8	28.9	30.9	33.0	35.1	37.1	39.2	41.2
1400	10.8	13.3	15.6	17.8	20.0	22.2	24.4	26.7	28.9	31.1	33.3	35.5	37.8	40.0	42.2	44.4
1500	11.5	14.3	16.7	19.0	21.4	23.8	26.2	28.6	30.9	33.3	35.7	38.1	40.5	42.8	45.2	47.6
1600	12.3	15.2	17.8	20.3	22.9	25.4	27.9	30.5	33.0	35.6	38.1	40.6	43.1	45.7	48.2	50.7
1700	13.1	16.2	18.9	21.6	24.3	27.0	29.7	32.4	35.1	37.8	40.5	43.1	45.8	48.5	51.2	53.9
1800	13.8	17.1	20.0	22.9	25.7	28.6	31.4	34.3	37.1	40.0	42.8	45.7	48.5	51.4	54.2	57.0
1900	14.6	18.1	21.1	24.1	27.2	30.2	33.2	36.2	39.2	42.2	45.2	48.2	51.2	54.2	57.2	60.2
2000	15.4	19.0	22.2	25.4	28.6	31.7	34.9	38.1	41.2	44.4	47.6	50.7	53.9	57.0	60.2	63.4
2100	16.2	20.0	23.3	26.7	30.0	33.3	36.6	40.0	43.3	46.6	49.9	53.3	56.6	59.9	63.2	66.5
2200	16.9	20.9	24.5	27.9	31.4	34.9	38.4	41.9	45.4	48.8	52.3	55.8	59.3	62.7	66.2	69.7
2300	17.7	21.9	25.6	29.2	32.9	36.5	40.1	43.8	47.4	51.1	54.7	58.3	61.9	65.6	69.2	72.8
2400	18.5	22.8	26.7	30.5	34.3	38.1	41.9	45.7	49.5	53.3	57.0	60.8	64.6	68.4	72.2	75.9
2500	19.2	23.8	27.8	31.7	35.7	39.7	43.6	47.6	51.5	55.5	59.4	63.3	67.3	71.2	75.2	79.1
2600	20.0	24.8	28.9	33.0	37.1	41.2	45.3	49.5	53.6	57.7	61.8	65.9	70.0	74.0	78.1	82.2
2700	20.8	25.7	30.0	34.3	38.6	42.8	47.1	51.4	55.6	59.9	64.1	68.4	72.6	76.9	81.1	85.3
2800	21.5	26.7	31.1	35.5	40.0	44.4	48.8	53.3	57.7	62.1	66.5	70.9	75.3	79.7	84.1	88.5
2900	22.3	27.6	32.2	36.8	41.4	46.0	50.6	55.2	59.7	64.3	68.9	73.4	78.0	82.5	87.1	91.6
3000	23.1	28.6	33.3	38.1	42.8	47.6	52.3	57.1	61.8	66.5	71.2	75.9	80.7	85.3	90.1	94.7
3100	—	—	—	39.3	44.3	49.2	54.0	58.9	63.8	68.7	73.6	78.4	83.3	88.2	93.0	97.8
3200	—	—	—	40.6	45.7	50.7	55.8	60.8	65.9	70.9	75.9	80.9	86.0	91.0	96.0	101.0
3300	—	—	—	41.9	47.1	52.3	57.5	62.7	67.9	73.1	78.3	83.4	88.6	93.8	98.9	104.1
3400	—	—	—	43.1	48.5	53.9	59.2	64.6	70.0	75.3	80.6	86.0	91.3	96.6	101.9	107.2
3500	—	—	—	44.4	50.0	55.5	61.0	66.5	72.0	77.5	83.0	88.5	93.9	99.4	104.9	110.3
3600	—	—	—	45.7	51.4	57.0	62.7	68.4	74.0	79.7	85.3	91.0	96.6	102.2	107.8	113.4
3700	—	—	—	46.9	52.8	58.6	64.4	70.3	76.1	81.9	87.7	93.5	99.2	105.0	110.8	116.5
3800	—	—	—	48.2	54.2	60.2	66.2	72.2	78.1	84.1	90.0	95.9	101.9	107.8	113.7	119.5
3900	—	—	—	49.5	55.6	61.8	67.9	74.1	80.2	86.3	92.4	98.4	104.5	110.6	116.6	122.6
4000	—	—	—	50.7	57.1	63.4	69.6	75.9	82.2	88.5	94.7	100.9	107.2	113.4	119.6	125.7
4100	—	—	—	52.0	58.5	64.9	71.4	77.8	84.2	90.7	97.1	103.4	109.8	116.1	122.5	128.8
4200	—	—	—	53.3	59.9	66.5	73.1	79.7	86.3	92.9	99.4	105.9	112.4	118.9	125.4	131.8
4300	—	—	—	54.5	61.3	68.1	74.8	81.6	88.3	95.1	101.7	108.4	115.1	121.7	128.3	134.9
4400	—	—	—	55.8	62.7	69.7	76.5	83.5	90.3	97.2	104.1	110.9	117.7	124.5	131.3	138.0
4500	—	—	—	57.0	64.2	71.2	78.3	85.4	92.4	99.4	106.4	113.3	120.3	127.2	134.2	141.0
4600	—	—	—	58.3	65.6	72.8	80.0	87.2	94.4	101.6	108.7	115.8	122.9	130.0	137.1	144.1
4700	—	—	—	59.6	67.0	74.4	81.7	89.1	96.4	103.8	111.0	118.3	125.6	132.8	140.0	147.1
4800	—	—	—	60.8	68.4	75.9	83.4	91.0	98.4	105.9	113.4	120.8	128.2	135.5	142.9	150.1
4900	—	—	—	62.1	69.8	77.5	85.2	92.9	100.5	108.1	115.7	123.2	130.8	138.3	145.8	153.2
5000	—	—	—	63.3	71.2	79.1	86.9	94.7	102.5	110.3	118.0	125.7	133.4	141.0	148.6	156.2

表4 XL型带 (节距Pitch 5.080mm, 基准宽度 Datum Width 9.5mm) 基准额定功率(Datum Rating Power) P₀,KW

小带轮转速n, Small pulley rotating speed r/min	小带轮齿数和节圆直径(Small pulley teeth number and pitch circle diameter), mm									
	10	12	14	16	18	20	22	24	28	30
	16.17	19.40	22.64	25.87	29.11	32.34	35.57	38.81	45.28	48.51
950	0.040	0.048	0.057	0.065	0.073	0.081	0.089	0.097	0.113	0.121
1160	0.049	0.059	0.069	0.079	0.089	0.098	0.108	0.118	0.138	0.147
1425	—	0.073	0.085	0.097	0.109	0.121	0.133	0.145	0.169	0.181
1750	—	0.089	0.104	0.119	0.134	0.148	0.163	0.178	0.207	0.221
2850	—	0.145	0.169	0.193	0.216	0.240	0.263	0.287	0.333	0.355
3450	—	0.175	0.204	0.232	0.261	0.289	0.317	0.345	0.399	0.425
100	0.004	0.005	0.006	0.007	0.008	0.009	0.009	0.010	0.012	0.013
200	0.009	0.010	0.012	0.014	0.015	0.017	0.019	0.020	0.024	0.026
300	0.013	0.015	0.018	0.020	0.023	0.026	0.028	0.031	0.036	0.038
400	0.017	0.020	0.024	0.027	0.031	0.034	0.037	0.041	0.048	0.051
500	0.021	0.026	0.030	0.034	0.038	0.043	0.047	0.051	0.060	0.064
600	0.026	0.031	0.036	0.041	0.046	0.051	0.056	0.061	0.071	0.076
700	0.030	0.036	0.042	0.048	0.054	0.060	0.065	0.071	0.083	0.089
800	0.034	0.041	0.048	0.054	0.061	0.068	0.075	0.082	0.095	0.102
900	0.038	0.046	0.054	0.061	0.069	0.076	0.084	0.092	0.107	0.115
1000	0.043	0.051	0.060	0.068	0.076	0.085	0.093	0.102	0.119	0.127
1100	0.047	0.056	0.065	0.075	0.084	0.093	0.103	0.112	0.131	0.140
1200	—	0.061	0.071	0.082	0.092	0.102	0.112	0.122	0.142	0.152
1300	—	0.066	0.077	0.088	0.099	0.110	0.121	0.132	0.154	0.165
1400	—	0.071	0.083	0.095	0.107	0.119	0.131	0.142	0.166	0.178
1500	—	0.076	0.089	0.102	0.115	0.127	0.140	0.152	0.178	0.190
1600	—	0.082	0.095	0.109	0.122	0.136	0.149	0.163	0.189	0.203
1700	—	0.087	0.101	0.115	0.130	0.144	0.158	0.173	0.201	0.215
1800	—	0.092	0.107	0.122	0.137	0.152	0.168	0.183	0.213	0.228
2000	—	0.102	0.119	0.136	0.152	0.169	0.186	0.203	0.236	0.252
2200	—	0.112	0.131	0.149	0.168	0.186	0.204	0.223	0.259	0.277
2400	—	0.122	0.142	0.163	0.183	0.203	0.223	0.242	0.282	0.301
2600	—	0.132	0.154	0.176	0.198	0.219	0.241	0.262	0.304	0.325
2800	—	0.142	0.166	0.189	0.213	0.236	0.259	0.282	0.327	0.349
3000	—	0.152	0.178	0.203	0.228	0.252	0.277	0.301	0.349	0.373
3200	—	0.163	0.189	0.206	0.242	0.269	0.295	0.321	0.371	0.396
3400	—	0.173	0.201	0.229	0.257	0.285	0.312	0.340	0.393	0.420
3600	—	0.183	0.213	0.242	0.272	0.301	0.330	0.359	0.415	0.443
3800	—	—	—	0.256	0.287	0.317	0.348	0.378	0.436	0.465
4000	—	—	—	0.269	0.301	0.333	0.365	0.396	0.458	0.487
4200	—	—	—	0.282	0.316	0.349	0.382	0.415	0.478	0.509
4400	—	—	—	0.295	0.330	0.365	0.400	0.433	0.499	0.531
4600	—	—	—	0.308	0.345	0.381	0.417	0.452	0.519	0.552
4800	—	—	—	0.321	0.359	0.396	0.433	0.470	0.539	0.573

同步带设计资料 (Synchronous Belt Design Data)

表5 L型带（节距Pitch 9.525mm，基准宽度Datum Width 25.4mm）基准额定功率(Datum Rating Power)P₀,KW

小带轮转速n, Small pulley rotating speed r/min	小带轮齿数和节圆直径(Small pulley teeth number and pitch circle diameter), mm														
	12	14	16	18	20	22	24	26	28	30	32	36	40	44	48
	36.38	42.45	48.51	54.57	60.64	66.70	72.77	78.83	84.89	90.90	97.02	109.15	121.28	133.40	145.53
725	0.34	0.39	0.45	0.51	0.56	0.62	0.67	0.73	0.78	0.84	0.90	1.01	1.12	1.23	1.33
870	0.40	0.47	0.54	0.61	0.67	0.74	0.81	0.87	0.94	1.01	1.07	1.20	1.33	1.46	0.59
950	0.44	0.52	0.59	0.66	0.73	0.81	0.88	0.95	1.03	1.10	1.17	1.31	1.45	1.59	1.73
1160	0.54	0.63	0.72	0.81	0.90	0.98	1.07	1.16	1.25	1.33	1.42	1.59	1.76	1.93	2.09
1425	—	0.77	0.88	0.99	1.10	1.20	1.31	1.42	1.52	1.63	1.73	1.94	2.14	2.34	2.53
1750	—	0.95	1.08	1.21	1.34	1.47	1.60	1.73	1.86	1.98	2.11	2.35	2.59	2.81	3.03
2850	—	—	1.73	1.94	2.14	2.34	2.53	2.72	2.90	3.08	3.25	3.57	3.86	4.11	4.33
3450	—	—	2.08	2.32	2.55	2.78	3.00	3.21	3.40	3.59	3.77	4.09	4.35	4.56	4.69
100	0.05	0.05	0.06	0.07	0.08	0.09	0.09	0.10	0.11	0.12	0.12	0.14	0.16	0.17	0.19
200	0.09	0.11	0.12	0.14	0.16	0.17	0.19	0.20	0.22	0.23	0.25	0.28	0.31	0.34	0.37
300	0.14	0.16	0.19	0.21	0.23	0.26	0.28	0.30	0.33	0.35	0.37	0.42	0.47	0.51	0.56
400	0.19	0.22	0.25	0.28	0.31	0.34	0.37	0.40	0.43	0.47	0.50	0.56	0.62	0.68	0.74
500	0.23	0.27	0.31	0.35	0.39	0.43	0.47	0.50	0.54	0.58	0.62	0.70	0.77	0.85	0.93
600	0.28	0.33	0.37	0.42	0.4	0.51	0.56	0.60	0.65	0.70	0.74	0.83	0.93	1.02	1.11
700	0.33	0.38	0.43	0.49	0.54	0.60	0.65	0.70	0.76	0.81	0.87	0.97	1.08	1.18	1.29
800	0.37	0.43	0.50	0.56	0.62	0.68	0.74	0.80	0.86	0.93	0.99	1.11	1.23	1.35	1.47
900	0.42	0.49	0.56	0.63	0.70	0.77	0.83	0.90	0.97	1.04	1.11	1.24	1.38	1.51	1.65
1000	0.47	0.54	0.62	0.70	0.77	0.85	0.93	1.00	1.08	1.15	1.23	1.38	1.53	1.67	1.82
1100	0.51	0.60	0.68	0.77	0.85	0.93	1.02	1.10	1.18	1.27	1.35	1.51	1.68	1.83	1.99
1200	0.56	0.65	0.74	0.83	0.93	1.02	1.11	1.20	1.29	1.38	1.47	1.65	1.82	1.99	2.16
1300	0.60	0.70	0.80	0.90	1.00	1.10	1.20	1.30	1.39	1.49	1.59	1.78	1.96	2.15	2.33
1400	0.65	0.76	0.87	0.97	1.08	1.18	1.29	1.39	1.50	1.60	1.70	1.91	2.11	2.30	2.49
1500	0.70	0.81	0.93	1.04	1.15	1.27	1.38	1.49	1.60	1.71	1.82	2.04	2.25	2.45	2.65
1600	0.74	0.87	0.99	1.11	1.23	1.35	1.47	1.59	1.70	1.82	1.94	2.16	2.38	2.60	2.81
1700	0.79	0.92	1.05	1.18	1.30	1.43	1.56	1.68	1.81	1.93	2.05	2.29	2.52	2.74	2.96
1800	0.83	0.97	1.11	1.24	1.38	1.51	1.65	1.78	1.91	2.04	2.16	2.41	2.65	2.88	3.11
1900	0.88	1.03	1.17	1.31	1.45	1.59	1.73	1.87	2.01	2.14	2.27	2.53	2.78	3.02	3.25
2000	0.93	1.08	1.23	1.38	1.53	1.67	1.82	1.96	2.11	2.25	2.38	2.65	2.91	3.15	3.39
2200	1.02	1.18	1.35	1.51	1.68	1.83	1.99	2.15	2.30	2.45	2.60	2.88	3.16	3.41	3.65
2400	1.11	1.28	1.47	1.65	1.82	1.99	2.16	2.33	2.49	2.65	2.81	3.11	3.69	3.65	3.89
2600	1.20	1.39	1.59	1.78	1.96	2.15	2.33	2.51	2.68	2.85	3.01	3.32	3.61	3.87	4.10
2800	1.29	1.50	1.70	1.91	2.11	2.30	2.49	2.68	2.86	3.03	3.20	3.52	3.81	4.07	4.29
3000	1.38	1.60	1.82	2.04	2.25	2.45	2.65	2.85	3.03	3.21	3.39	3.71	4.00	4.24	4.45
3200	—	1.70	1.94	2.16	2.38	2.60	2.81	3.01	3.20	3.39	3.56	3.89	4.17	4.40	4.58
3400	—	1.81	2.05	2.29	2.52	2.74	2.96	3.17	3.37	3.55	3.73	4.05	4.32	4.53	4.67
3600	—	1.91	2.16	2.41	2.65	2.88	3.11	3.32	3.52	3.71	3.89	4.20	4.45	4.63	4.74
3800	—	2.01	2.27	2.53	2.78	3.02	3.25	3.47	3.67	3.86	4.03	4.33	4.56	4.70	4.76
4000	—	2.11	2.38	2.65	2.91	3.15	3.39	3.61	3.81	4.00	4.17	4.45	4.65	4.75	4.75
4200	—	—	2.49	2.77	3.03	3.28	3.52	3.74	3.94	4.13	4.29	4.55	4.71	4.76	4.70
4400	—	—	2.60	2.88	3.16	3.41	3.65	3.87	4.07	4.24	4.40	4.63	4.75	4.74	4.60
4600	—	—	2.70	3.00	3.27	3.53	3.77	3.99	4.18	4.35	4.49	4.69	4.76	4.69	4.46
4800	—	—	2.81	3.11	3.39	3.65	3.89	4.10	4.29	4.45	4.58	4.74	4.75	4.60	4.27

表6 H型带（节距Pitch 12.7mm，基准宽度Datum Width 76.2mm）基准额定功率(Datum Rating Power)P₀,KW

小带轮转速n ₁ Small pulley rotating speed r/min	小带轮齿数和节圆直径(Small pulley teeth number and pitch circle diameter), mm													
	14	16	18	20	22	24	26	28	30	32	36	40	44	48
	56.60	64.68	72.77	80.85	88.94	97.02	105.11	113.19	121.28	129.36	145.53	161.70	177.87	194.04
725	4.51	5.15	5.79	6.43	7.08	7.71	8.35	8.99	9.63	10.26	11.53	12.79	14.05	15.30
870	5.41	6.18	6.95	7.71	8.48	9.25	10.01	10.77	11.53	12.29	13.80	15.30	16.78	18.26
950	-	6.74	7.58	8.42	9.26	10.09	10.92	11.75	12.58	13.40	15.04	16.66	18.28	19.87
1160	-	8.23	9.25	10.26	11.28	12.29	13.30	14.30	15.30	16.29	18.26	20.21	22.13	24.03
1425	-	-	11.33	12.57	13.81	15.04	16.26	17.47	18.68	19.87	22.24	24.56	26.83	29.06
1750	-	-	13.88	15.38	16.88	18.36	19.83	21.29	22.73	24.16	26.95	29.67	32.30	34.84
2850	-	-	-	24.56	26.84	29.06	31.22	33.33	35.37	37.33	41.04	44.40	47.39	49.96
3450	-	-	-	29.29	31.90	34.41	36.82	39.13	41.32	43.38	47.09	50.20	52.64	54.35
100	0.62	0.71	0.80	0.89	0.98	1.07	1.16	1.24	1.33	1.42	1.60	1.78	1.96	2.13
200	1.25	1.42	1.60	1.78	1.96	2.13	2.31	2.49	2.67	2.84	3.20	3.56	3.91	4.27
300	1.87	2.13	2.40	2.67	2.93	3.20	3.47	3.73	4.00	4.27	4.80	5.33	5.86	6.39
400	2.49	2.84	3.20	3.65	3.91	4.27	4.62	4.97	5.33	5.68	6.39	7.10	7.80	8.51
500	3.11	3.56	4.00	4.44	4.89	5.33	5.77	6.21	6.66	7.10	7.98	8.86	9.74	10.61
600	3.73	4.27	4.80	5.33	5.86	6.39	6.92	7.45	7.89	8.51	9.56	10.61	11.66	12.71
700	4.35	4.97	5.59	6.21	6.83	7.45	8.07	8.68	9.30	9.91	11.14	12.36	13.57	14.78
800	4.97	5.68	6.39	7.10	7.80	8.51	9.21	9.91	10.61	11.31	12.71	14.09	15.47	16.83
900	-	6.39	7.19	7.98	8.77	9.56	10.35	11.14	11.92	12.71	14.26	15.81	17.35	18.7
1000	-	7.10	7.98	8.86	9.74	10.61	11.49	12.36	13.23	14.09	15.81	17.52	19.20	20.87
1100	-	7.80	8.77	9.74	10.70	11.66	12.62	13.57	14.52	15.47	17.35	19.20	21.04	22.85
1200	-	8.51	9.56	10.61	11.66	12.71	13.75	14.78	15.81	16.83	17.87	20.87	22.85	24.80
1300	-	9.21	10.35	11.49	12.62	13.74	14.87	15.98	17.09	18.19	20.38	22.53	24.64	26.72
1400	-	9.91	11.14	12.36	13.57	14.78	15.98	17.18	18.36	19.54	21.87	24.61	26.40	28.59
1500	-	10.61	11.92	13.23	14.52	15.81	17.09	18.36	19.62	20.87	23.34	25.76	28.13	30.43
1600	-	11.31	12.71	14.09	15.47	16.83	18.19	19.54	20.88	22.20	24.80	27.35	29.82	32.23
1700	-	12.01	13.49	14.95	16.41	17.85	19.29	20.71	22.12	23.51	26.24	28.90	31.48	33.98
1800	-	12.71	14.26	15.81	17.35	18.87	20.38	21.87	23.34	24.80	27.66	30.43	33.11	35.68
1900	-	13.40	15.04	16.66	18.28	19.87	21.46	23.02	24.56	26.08	29.06	31.93	34.69	37.33
2000	-	14.09	15.81	17.52	19.20	20.87	22.53	24.16	25.76	27.35	30.43	33.40	36.24	38.93
2100	-	-	16.58	18.36	20.13	21.87	23.59	25.28	26.95	28.59	31.78	34.84	37.74	40.47
2200	-	-	17.35	19.20	21.04	22.85	24.64	26.40	28.13	29.82	33.11	36.24	39.19	41.96
2300	-	-	18.11	20.04	21.95	23.83	25.68	27.50	29.29	31.03	34.41	37.60	40.60	43.38
2400	-	-	18.87	20.87	22.85	24.80	26.72	28.59	30.43	32.23	35.68	38.93	41.96	44.73
2500	-	-	19.62	21.70	23.75	25.76	27.74	29.67	31.56	33.40	36.92	40.22	43.26	46.02
2600	-	-	20.38	22.53	24.64	26.72	28.75	30.73	32.67	34.55	38.14	41.47	44.51	47.24
2800	-	-	21.87	24.16	26.40	28.59	30.73	32.82	34.84	36.79	40.47	43.84	46.84	49.95
3000	-	-	23.35	25.76	28.13	30.43	32.67	34.84	36.93	38.93	42.67	46.02	48.93	51.35
3200	-	-	24.80	27.35	29.82	32.23	34.55	36.79	38.93	40.97	44.73	48.01	50.75	52.91
3400	-	-	26.24	28.90	31.49	33.98	36.38	38.69	40.85	42.91	46.64	49.79	52.30	54.77
3600	-	-	-	30.43	33.11	35.68	38.14	40.47	42.68	44.73	48.38	51.35	53.55	54.92
3800	-	-	-	31.93	34.69	37.33	39.84	42.20	44.40	46.43	49.96	52.67	54.49	55.33
4000	-	-	-	33.40	36.24	38.93	41.47	43.84	46.02	48.01	51.35	53.75	55.70	55.31
4200	-	-	-	34.84	37.74	40.47	43.03	45.39	47.53	49.45	52.55	54.66	55.37	54.84
4400	-	-	-	36.24	39.19	41.96	44.51	46.84	48.93	50.75	53.55	55.70	55.27	53.90
4600	-	-	-	37.60	40.60	43.38	45.92	48.20	50.20	51.91	54.35	55.36	54.78	52.46
4800	-	-	-	38.93	41.96	44.73	47.24	49.45	51.35	52.91	54.92	55.31	53.90	50.50

同步带设计资料 (Synchronous Belt Design Data)

表9 3M(6mm宽)基本额定功率(Datum Rating Power)Po,KW

Z1		14	16	18	20	24	28	32	36	40	44	48	56	64	72	80
d1/mm		22.28	25.46	28.65	31.83	38.20	44.56	50.93	57.30	63.66	70.03	76.39	89.13	101.86	114.59	127.32
小带轮转速 Small pulley rotating speed	20	0.001	0.001	0.001	0.001	0.002	0.002	0.002	0.003	0.003	0.004	0.006	0.007	0.008	0.008	0.008
	40	0.002	0.002	0.002	0.003	0.003	0.003	0.004	0.005	0.006	0.009	0.011	0.013	0.015	0.017	0.019
	60	0.002	0.003	0.003	0.004	0.005	0.005	0.007	0.008	0.010	0.013	0.017	0.020	0.023	0.025	0.028
	100	0.004	0.005	0.006	0.007	0.008	0.009	0.011	0.013	0.016	0.021	0.028	0.033	0.038	0.042	0.047
	200	0.008	0.010	0.011	0.013	0.015	0.017	0.022	0.027	0.032	0.043	0.055	0.066	0.075	0.084	0.094
	300	0.011	0.013	0.016	0.018	0.021	0.024	0.030	0.036	0.043	0.058	0.074	0.087	0.100	0.112	0.125
	400	0.013	0.016	0.019	0.023	0.026	0.030	0.037	0.045	0.053	0.071	0.090	0.107	0.122	0.138	0.153
	500	0.016	0.019	0.023	0.027	0.031	0.035	0.044	0.053	0.062	0.083	0.106	0.125	0.143	0.161	0.179
	600	0.018	0.022	0.027	0.031	0.035	0.040	0.050	0.060	0.071	0.095	0.120	0.142	0.163	0.183	0.203
	700	0.020	0.025	0.030	0.035	0.040	0.045	0.056	0.068	0.080	0.106	0.134	0.159	0.181	0.204	0.227
	800	0.023	0.028	0.033	0.039	0.044	0.050	0.062	0.075	0.088	0.117	0.148	0.174	0.199	0.224	0.249
	870	0.024	0.030	0.035	0.041	0.047	0.053	0.066	0.080	0.094	0.124	0.157	0.185	0.211	0.238	0.264
	900	0.025	0.030	0.036	0.042	0.048	0.055	0.068	0.082	0.096	0.127	0.160	0.189	0.216	0.243	0.270
	1000	0.027	0.033	0.039	0.046	0.052	0.059	0.073	0.088	0.104	0.137	0.173	0.204	0.233	0.262	0.291
	1160	0.030	0.037	0.044	0.051	0.059	0.066	0.082	0.099	0.116	0.153	0.192	0.226	0.258	0.291	0.323
	1200	0.031	0.038	0.045	0.052	0.060	0.068	0.084	0.101	0.119	0.156	0.197	0.232	0.265	0.298	0.330
	1400	0.035	0.043	0.051	0.059	0.068	0.076	0.094	0.113	0.133	0.175	0.219	0.258	0.295	0.331	0.368
	1450	0.036	0.044	0.052	0.061	0.069	0.078	0.097	0.116	0.137	0.179	0.225	0.264	0.302	0.339	0.377
	1600	0.039	0.047	0.056	0.065	0.075	0.084	0.104	0.125	0.147	0.192	0.241	0.283	0.323	0.363	0.403
	1750	0.042	0.051	0.060	0.070	0.080	0.090	0.112	0.134	0.157	0.205	0.256	0.301	0.344	0.386	0.429
	1800	0.042	0.052	0.062	0.072	0.082	0.092	0.114	0.136	0.160	0.209	0.261	0.307	0.351	0.394	0.437
r/min	2000	0.046	0.056	0.067	0.077	0.089	0.100	0.123	0.148	0.173	0.226	0.281	0.331	0.377	0.423	0.469
	2400	0.053	0.065	0.077	0.089	0.102	0.115	0.141	0.169	0.197	0.257	0.319	0.375	0.427	0.479	0.530
	2800	0.060	0.073	0.086	0.100	0.114	0.129	0.158	0.189	0.221	0.287	0.355	0.416	0.474	0.530	0.586
	3200	0.066	0.081	0.096	0.111	0.126	0.142	0.175	0.209	0.243	0.315	0.389	0.455	0.517	0.578	0.638
	3600	0.073	0.088	0.105	0.121	0.138	0.155	0.191	0.227	0.265	0.342	0.421	0.492	0.558	0.622	0.685
	4000	0.079	0.096	0.113	0.131	0.150	0.168	0.206	0.245	0.285	0.368	0.451	0.526	0.596	0.663	0.727
	5000	0.094	0.114	0.134	0.155	0.177	0.198	0.243	0.288	0.334	0.427	0.521	0.603	0.678	0.749	0.814
	6000	0.108	0.131	0.154	0.178	0.202	0.227	0.277	0.327	0.378	0.481	0.581	0.667	0.743	0.812	0.871
	7000	0.121	0.147	0.173	0.200	0.227	0.254	0.309	0.364	0.419	0.528	0.631	0.718	0.790	0.850	0.896
	8000	0.134	0.163	0.191	0.221	0.250	0.279	0.339	0.398	0.456	0.569	0.673	0.754	0.816	0.861	0.885
	10000	0.159	0.192	0.226	0.259	0.293	0.326	0.393	0.457	0.519	0.631	0.724	0.781	0.804	0.792	0.729
	12000	0.182	0.220	0.257	0.295	0.332	0.368	0.438	0.505	0.566	0.666	0.729	0.739	0.691	0.582	-
	14000	0.204	0.245	0.286	0.327	0.366	0.404	0.476	0.541	0.596	0.670	0.683	0.616	-	-	-

表10 5M(9mm宽)基本额定功率(Datum Rating Power)Po,KW

Z1		14	16	18	20	24	28	32	36	40	44	48	56	64	72	80
d ₁ /mm		22.28	25.46	28.65	31.83	38.20	44.56	50.93	57.30	63.66	70.03	76.39	89.13	101.86	114.59	127.32
小带轮转速	20	0.004	0.005	0.006	0.007	0.009	0.011	0.013	0.015	0.017	0.020	0.023	0.027	0.031	0.034	0.038
	40	0.009	0.011	0.012	0.014	0.018	0.021	0.026	0.030	0.035	0.040	0.045	0.054	0.061	0.069	0.077
	60	0.013	0.016	0.018	0.021	0.026	0.032	0.038	0.045	0.052	0.060	0.068	0.080	0.092	0.103	0.115
	100	0.022	0.026	0.030	0.035	0.044	0.054	0.064	0.075	0.087	0.100	0.113	0.134	0.153	0.172	0.192
	200	0.045	0.053	0.061	0.069	0.088	0.107	0.128	0.150	0.174	0.199	0.226	0.268	0.306	0.345	0.383
	300	0.061	0.072	0.083	0.094	0.119	0.145	0.172	0.202	0.233	0.266	0.300	0.356	0.407	0.458	0.509
	400	0.076	0.090	0.103	0.117	0.147	0.179	0.213	0.249	0.286	0.326	0.368	0.436	0.498	0.561	0.623
	500	0.091	0.106	0.122	0.139	0.174	0.211	0.251	0.292	0.336	0.382	0.430	0.510	0.583	0.656	0.728
	600	0.104	0.122	0.140	0.159	0.199	0.241	0.286	0.334	0.383	0.435	0.489	0.580	0.662	0.745	0.827
	700	0.117	0.137	0.158	0.179	0.223	0.271	0.321	0.373	0.428	0.485	0.545	0.646	0.738	0.829	0.921
	800	0.130	0.152	0.174	0.198	0.247	0.299	0.353	0.411	0.471	0.533	0.598	0.709	0.809	0.910	1.010
	870	0.139	0.162	0.186	0.211	0.263	0.318	0.376	0.437	0.500	0.566	0.634	0.751	0.858	0.965	1.071
	900	0.142	0.166	0.191	0.216	0.269	0.326	0.385	0.447	0.512	0.580	0.650	0.769	0.879	0.987	1.096
	1000	0.154	0.180	0.206	0.234	0.291	0.352	0.416	0.483	0.552	0.625	0.699	0.828	0.945	1.062	1.178
	1160	0.173	0.201	0.231	0.262	0.326	0.393	0.464	0.537	0.614	0.694	0.776	0.918	1.047	1.176	1.304
	1200	0.177	0.207	0.237	0.268	0.334	0.403	0.475	0.551	0.629	0.710	0.794	0.939	1.072	1.204	1.334
	1400	0.199	0.232	0.266	0.301	0.375	0.451	0.532	0.615	0.702	0.791	0.884	1.044	1.191	1.336	1.480
	1450	0.205	0.239	0.274	0.309	0.384	0.463	0.545	0.631	0.720	0.811	0.905	1.071	1.220	1.368	1.515
	1600	0.221	0.257	0.295	0.333	0.414	0.498	0.586	0.677	0.771	0.869	0.969	1.144	1.303	1.461	1.617
	1750	0.236	0.275	0.315	0.356	0.442	0.532	0.625	0.722	0.822	0.925	1.030	1.215	1.384	1.550	1.713
	1800	0.242	0.281	0.322	0.364	0.451	0.543	0.638	0.736	0.838	0.943	1.050	1.239	1.410	1.578	1.745
2000	0.262	0.305	0.349	0.394	0.488	0.586	0.688	0.794	0.902	1.014	1.128	1.329	1.511	1.689	1.864	
2400	0.301	0.393	0.400	0.451	0.558	0.669	0.784	0.902	1.024	1.148	1.274	1.479	1.697	1.891	2.079	
2800	0.338	0.434	0.449	0.506	0.625	0.748	0.874	1.004	1.137	1.272	1.408	1.649	1.863	2.067	2.262	
3200	0.374	0.474	0.496	0.559	0.688	0.822	0.960	1.100	1.242	1.386	1.531	1.786	2.008	2.217	2.411	
3600	0.409	0.513	0.541	0.609	0.749	0.893	1.040	1.190	1.340	1.492	1.644	1.908	2.134	2.340	2.526	
4000	0.443	0.605	0.585	0.658	0.808	0.961	1.116	1.274	1.431	1.589	1.745	2.015	2.238	2.436	2.604	
5000	0.523	0.690	0.688	0.772	0.943	1.115	1.288	1.459	1.628	1.792	1.951	2.212	2.402	2.541	2.623	
6000	0.598	0.769	0.783	0.877	1.064	1.250	1.433	1.510	1.778	1.973	2.084	2.301	2.411	2.434	2.358	
7000	0.669	0.843	0.870	0.971	1.171	1.365	1.550	1.722	1.880	2.019	2.137	2.268	2.245	2.084	1.766	
8000	0.735	0.972	0.950	1.057	1.264	1.459	1.637	1.794	1.927	2.031	2.010	2.100	1.882	-	-	
10000	0.854	1.078	1.088	1.199	1.403	1.577	1.714	1.804	1.842	1.819	1.729	-	-	-	-	
12000	0.956	1.158	1.193	1.299	1.476	1.594	1.643	1.609	-	-	-	-	-	-	-	
14000	1.039	-	1.354	1.473	1.495	1.403	-	-	-	-	-	-	-	-	-	

同步带设计资料 (Synchronous Belt Design Data)



表13 20M(115mm宽)基本额定功率(Datum Rating Power)Po,KW

Z1		34	36	38	40	44	48	52	56	60	64	68	72	80	90
d, /mm		216.45	229.18	241.92	254.65	280.11	305.58	331.04	356.51	381.97	407.44	432.90	458.37	509.30	572.96
小带轮转速 Small pulley rotating speed	10	2.01	2.16	2.31	2.46	2.69	2.98	3.21	3.43	3.66	3.80	4.03	4.18	4.55	5.00
	20	4.03	4.33	4.55	4.85	5.45	5.89	6.42	6.86	7.31	7.68	8.06	8.18	9.17	10.00
	30	6.04	6.49	6.86	7.31	8.13	8.88	9.62	10.29	10.97	11.49	12.09	12.61	13.73	15.07
	40	7.98	8.58	9.18	9.77	10.82	11.79	12.70	13.80	14.55	15.37	16.11	16.86	18.28	20.07
	50	10.00	10.74	11.41	12.16	13.50	14.77	15.96	17.23	18.20	19.17	20.14	21.04	22.90	25.06
	60	12.01	12.91	13.73	14.62	16.26	17.68	19.17	20.14	21.86	22.97	24.17	25.29	27.45	30.06
	80	16.04	17.23	18.28	19.47	21.63	23.57	25.59	27.53	29.17	30.66	32.15	33.64	36.55	40.06
	100	19.99	2.48	22.90	24.32	27.08	29.54	31.93	34.39	36.40	38.34	40.21	42.07	45.73	50.06
	150	30.06	32.23	34.32	36.48	40.58	44.24	47.89	51.62	54.61	57.44	60.28	63.0	68.48	74.97
	200	40.06	41.78	45.73	48.64	54.01	58.93	63.80	68.71	72.66	76.47	80.20	83.93	91.09	99.67
	300	57.96	62.29	66.17	70.35	78.93	87.80	93.53	99.14	104.66	110.04	115.26	120.40	130.40	142.34
	400	73.03	78.33	83.15	88.40	98.99	110.04	16.97	123.76	130.40	136.82	143.08	149.20	160.99	174.79
	500	87.06	93.25	98.99	105.11	117.57	130.40	138.35	146.14	153.68	160.99	168.00	174.79	187.69	202.46
	600	100.19	107.27	113.77	120.70	134.73	149.20	-	166.58	174.79	182.62	190.16	197.32	210.75	225.67
	730	116.15	124.21	131.59	139.43	155.32	171.58	-	190.38	199.11	207.31	215.00	222.23	235.21	248.57
	800	124.28	132.86	140.62	148.83	165.54	182.62	192.62	201.94	210.75	218.95	226.56	233.57	245.73	257.37
r/min	870	132.04	141.07	149.20	157.85	175.31	193.06	203.21	212.61	221.26	229.40	236.78	243.35	254.31	263.64
	970	142.64	152.18	160.76	169.94	188.29	206.87	-	226.34	234.77	242.30	248.94	254.61	263.04	-
	1170	161.88	172.33	181.58	191.42	210.97	230.51	261.55	248.27	255.13	260.58	264.61	267.07	267.44	-
	1200	164.57	175.09	184.49	194.33	214.03	233.57	266.70	250.88	257.37	262.37	265.87	267.74	266.47	-
	1460	185.46	196.57	206.19	216.27	235.96	254.98	267.96	265.95	266.96	267.52	268.46	-	-	-
	1600	194.93	206.12	215.59	225.52	244.54	263.37	-	268.04	266.47	-	-	-	-	-
	1750	203.66	214.7	223.60	233.27	251.03	266.99	-	268.35	-	-	-	-	-	-
	2000	214.92	225.14	233.13	241.26	225.36	266.47	-	-	-	-	-	-	-	-

注：与粗线框内功率对应的使用寿命将会降低。 Please try to avoid selecting the power value under the thick line because of the service life.

表14 T2.5型带基准额定功率(Datum Rating Power)P0,KW

n1,r/min		Z1															
		10	11	12	13	14	15	16	17	18	19	20	22	24	26	28	30
600	2.0	2.1	2.3	2.5	2.7	2.9	3.1	3.3	3.5	3.8	4.1	4.4	4.8	5.2	5.6	6.0	6.4
800	2.5	2.8	3.0	3.3	3.6	3.9	4.2	4.4	4.7	5.0	5.4	5.8	6.3	6.8	7.4	8.0	8.5
1000	2.9	3.2	3.5	3.8	4.2	4.5	4.8	5.2	5.5	5.8	6.2	6.7	7.3	7.8	8.4	9.0	9.6
1200	3.5	3.8	4.3	4.7	5.0	5.4	5.8	6.2	6.6	7.1	7.6	8.1	8.8	9.6	10.4	11.8	12.6
1400	4.1	4.5	5.0	5.4	5.9	6.4	6.9	7.3	7.7	8.2	8.9	9.5	10.4	11.3	12.2	13.0	13.8
1600	4.7	5.1	5.6	6.1	6.7	7.2	7.7	8.2	8.8	9.4	10.1	10.8	11.8	12.9	14.0	15.0	16.0
1800	5.3	5.8	6.4	7.0	7.6	8.0	8.5	9.0	9.5	10.4	11.3	12.2	13.3	14.5	15.6	16.8	17.9
2000	5.9	6.4	7.0	7.7	8.4	8.9	9.5	10.0	10.5	11.5	12.5	13.5	14.8	16.1	17.3	18.6	19.9
2200	6.0	6.5	7.2	7.9	8.7	9.2	9.8	10.4	11.0	11.9	12.8	13.8	15.2	16.6	18.0	19.5	21.1
2400	6.3	7.0	7.7	8.5	9.3	9.9	10.7	11.3	12.0	12.8	13.5	14.3	15.8	17.3	18.9	20.5	21.9
2600	6.5	7.2	8.0	8.8	9.7	10.2	11.0	11.7	12.4	13.2	14.0	14.7	16.1	17.8	19.5	21.2	22.8
2800	6.9	7.6	8.4	9.2	10.1	10.6	11.4	12.1	12.8	13.7	14.6	15.6	17.1	18.6	20.2	21.8	23.4
3000	7.2	7.9	8.8	9.7	10.6	11.4	12.1	12.9	13.7	14.6	15.5	16.3	18.0	19.9	21.7	23.3	24.6
3200	7.4	8.1	9.0	9.9	10.9	11.5	12.2	13.1	14.1	15.0	15.8	16.7	18.5	20.3	22.2	24.0	25.6
3400	7.7	8.4	9.3	10.2	11.1	11.8	12.7	13.6	14.5	15.4	16.3	17.3	19.1	20.9	22.7	24.6	26.1
3600	8.0	8.8	9.6	10.5	11.4	12.1	13.0	13.9	14.8	15.9	16.9	18.3	20.0	21.8	23.6	25.2	27.0
3800	8.4	9.2	10.1	11.1	12.1	12.8	13.7	14.6	15.5	16.7	18.1	19.3	21.1	23.0	24.8	26.6	28.4
4000	8.9	9.8	10.7	11.7	12.7	13.6	14.5	15.5	16.5	17.7	19.0	20.3	22.2	24.1	26.0	28.0	29.9
4200	9.3	10.3	11.3	12.3	13.3	14.3	15.3	16.3	17.3	18.7	20.1	21.4	23.4	25.4	27.4	29.4	31.4
4400	9.6	10.7	11.8	12.9	14.0	15.0	16.0	17.1	18.2	19.4	20.6	21.8	23.9	26.0	28.1	30.2	32.4
4600	9.9	10.9	12.0	13.1	14.2	15.2	16.2	17.3	18.4	19.8	21.0	22.2	24.2	26.3	28.4	30.5	32.7
4800	10.2	11.2	12.2	13.3	14.4	15.4	16.4	17.5	18.6	20.0	21.3	22.7	24.6	26.6	28.7	30.8	33.0
5000	10.5	11.5	12.5	13.5	14.5	15.5	16.6	17.7	18.8	20.3	21.8	23.2	25.2	27.2	29.2	31.1	33.5
5200	10.8	11.7	12.7	13.7	14.7	15.7	16.8	17.9	19.1	20.6	22.1	23.5	25.6	27.8	30.0	32.3	34.5
5400	11.1	12.0	12.9	13.8	14.8	15.9	17.1	18.2	19.4	20.9	22.5	23.9	26.0	28.2	30.4	32.7	35.3
5600	11.4	12.3	13.2	14.1	15.0	16.2	17.4	18.6	19.8	21.5	23.1	24.7	26.3	28.5	30.8	33.1	35.8
5800	11.7	12.6	13.5	14.3	15.2	16.4	17.7	18.9	20.1	21.8	23.5	25.1	26.7	28.9	31.2	33.5	36.5
6000	11.9	12.8	13.7	14.5	15.4	16.6	17.9	19.1	20.4	22.1	23.9	25.5	27.1	29.3	31.7	34.0	37.2
6200	12.0	12.9	13.8	14.7	15.6	16.8	18.1	19.4	20.8	22.5	24.3	25.8	27.4	29.6	32.1	34.4	37.6
6400	12.1	13.0	13.9	14.8	15.8	17.1	18.5	19.9	21.3	22.9	24.7	26.2	27.7	30.3	32.4	34.9	38.2
6600	12.2	13.1	14.0	15.0	16.0	17.3	18.8	20.2	21.7	23.3	25.0	26.6	28.6	30.4	32.8	35.3	38.7
6800	12.3	13.2	14.2	15.2	16.2	17.5	19.1	20.5	22.1	23.7	25.4	27.0	28.4	30.9	33.3	35.8	39.2
7000	12.4	13.4	14.5	15.5	16.5	17.8	19.4	20.9	22.5	24.1	25.8	27.4	28.8	31.3	33.7	36.2	39.7
7500	12.5	13.5	14.6	15.7	16.7	18.0	19.7	21.3	22.9	24.5	26.2	27.8	29.2	31.8	34.1	36.8	40.3
8000	12.6	13.7	14.8	15.9	17.0	18.3	20.1	21.7	23.4	25.0	26.7	28.3	29.7	32.3	34.6	37.3	40.9
8500	12.8	14.1	15.4	16.7	18.0	19.4	20.9	22.4	23.8	25.4	27.2	28.9	30.5	33.2	35.6	38.3	41.8
9000	13.0	14.5	16.0	17.5	19.1	20.4	21.7	23.1	24.3	26.0	27.9	29.6	31.3	34.1	36.8	39.4	43.0
9500	13.2	14.7	16.3	17.8	19.4	20.7	22.1	23.4	24.8	26.6	28.6	30.3	32.1	35.0	37.7	40.4	43.9
10000	13.4	15.0	16.6	18.2	19.8	21.1	22.6	23.8	25.3	27.4	29.6	31.7	33.9	36.4	38.9	41.4	44.8
11000	13.6	15.2	17.0	18.6	20.2	21.6	23.1	24.3	25.8	28.0	30.2	32.4	34.7	37.3	39.5	42.4	45.8
12000	13.9	15.5	17.1	18.8	20.5	21.9	23.5	24.8	26.3	28.6	30.8	33.1	35.5	38.5	40.7	43.5	46.8
13000	14.2	15.8	17.4	19.1	20.7	22.1	23.8	25.2	26.7	29.1	31.3	33.8	36.1	39.2	41.9	44.5	47.8
14000	14.5	16.1	17.7	19.3	20.9	22.3	24.1	25.4	27.2	29.6	31.8	34.7	36.5	39.5	42.5	45.5	48.8
15000	14.8	16.4	18.0	19.6	21.2	22.8	24.3	26.0	27.6	30.0	32.3	35.1	37.1	40.2	43.3	46.6	49.8

同步带设计资料 (Synchronous Belt Design Data)

表15 T5型带基本额定功率(Datum Rating Power)P0,基准宽度(Datum Width)b0=-6.4(单位: W)

n _r /min	Z ₁													
	10	11	12	13	14	15	16	17	18	19	20	21	22	
100	0.001	0.002	0.002	0.002	0.002	0.002	0.002	0.003	0.003	0.003	0.003	0.003	0.003	
200	0.003	0.003	0.003	0.004	0.004	0.004	0.005	0.005	0.005	0.006	0.006	0.006	0.007	
300	0.004	0.005	0.005	0.005	0.006	0.006	0.007	0.007	0.008	0.008	0.009	0.009	0.009	
400	0.005	0.006	0.007	0.007	0.008	0.008	0.009	0.010	0.010	0.011	0.011	0.012	0.012	
500	0.007	0.007	0.008	0.009	0.010	0.010	0.011	0.012	0.012	0.013	0.014	0.015	0.015	
600	0.008	0.009	0.010	0.010	0.011	0.012	0.013	0.014	0.015	0.016	0.016	0.017	0.018	
700	0.009	0.010	0.011	0.012	0.013	0.014	0.015	0.016	0.017	0.018	0.019	0.020	0.021	
800	0.010	0.011	0.012	0.013	0.014	0.015	0.016	0.017	0.018	0.019	0.020	0.021	0.022	
900	0.011	0.013	0.014	0.015	0.016	0.017	0.018	0.019	0.020	0.021	0.022	0.023	0.025	
1000	0.012	0.014	0.015	0.016	0.018	0.019	0.020	0.022	0.023	0.024	0.026	0.027	0.028	
1100	0.013	0.015	0.016	0.018	0.019	0.021	0.022	0.023	0.025	0.026	0.028	0.029	0.031	
1200	0.015	0.016	0.018	0.019	0.021	0.022	0.024	0.025	0.027	0.028	0.030	0.032	0.033	
1300	0.016	0.017	0.019	0.021	0.022	0.024	0.026	0.027	0.029	0.031	0.032	0.034	0.036	
1400	0.017	0.019	0.020	0.022	0.024	0.026	0.027	0.029	0.031	0.033	0.034	0.036	0.038	
1500	0.018	0.020	0.022	0.023	0.025	0.027	0.029	0.031	0.033	0.035	0.037	0.039	0.040	
1700	0.020	0.022	0.024	0.026	0.028	0.030	0.032	0.034	0.036	0.038	0.040	0.043	0.045	
1800	0.021	0.023	0.025	0.027	0.029	0.031	0.034	0.036	0.038	0.040	0.042	0.044	0.047	
1900	0.021	0.024	0.026	0.028	0.031	0.033	0.035	0.037	0.040	0.042	0.044	0.047	0.049	
2000	0.022	0.025	0.027	0.030	0.032	0.034	0.037	0.039	0.041	0.044	0.046	0.049	0.051	
2200	0.024	0.027	0.030	0.032	0.035	0.037	0.040	0.043	0.045	0.048	0.050	0.053	0.056	
2400	0.026	0.029	0.032	0.035	0.037	0.040	0.043	0.046	0.048	0.051	0.054	0.057	0.060	
2600	0.028	0.031	0.034	0.037	0.040	0.043	0.046	0.049	0.052	0.055	0.058	0.061	0.064	
2800	0.030	0.033	0.036	0.039	0.042	0.045	0.048	0.051	0.055	0.058	0.061	0.064	0.067	
3000	0.031	0.034	0.038	0.041	0.044	0.048	0.051	0.054	0.057	0.061	0.064	0.068	0.071	
3200	0.033	0.036	0.040	0.043	0.046	0.050	0.053	0.057	0.060	0.064	0.067	0.071	0.074	
3400	0.034	0.038	0.041	0.045	0.048	0.052	0.056	0.059	0.063	0.066	0.070	0.074	0.077	
3600	0.035	0.039	0.043	0.047	0.050	0.054	0.058	0.062	0.065	0.069	0.073	0.077	0.080	
3800	0.037	0.041	0.045	0.049	0.053	0.057	0.060	0.064	0.068	0.072	0.076	0.080	0.084	
4000	0.039	0.043	0.047	0.051	0.055	0.059	0.063	0.067	0.071	0.075	0.079	0.084	0.088	
4200	0.040	0.044	0.048	0.052	0.057	0.061	0.065	0.069	0.073	0.078	0.082	0.086	0.090	
4400	0.041	0.045	0.049	0.054	0.058	0.062	0.067	0.071	0.075	0.080	0.084	0.089	0.093	
4600	0.042	0.046	0.051	0.055	0.060	0.064	0.068	0.073	0.077	0.082	0.086	0.091	0.095	
4800	0.043	0.048	0.052	0.057	0.061	0.066	0.070	0.075	0.080	0.084	0.089	0.094	0.098	
5000	0.044	0.049	0.054	0.059	0.063	0.068	0.073	0.077	0.082	0.087	0.092	0.097	0.101	
5200	0.046	0.051	0.055	0.060	0.065	0.070	0.075	0.080	0.085	0.089	0.094	0.099	0.104	
5400	0.047	0.052	0.057	0.062	0.067	0.072	0.077	0.082	0.087	0.092	0.097	0.102	0.107	
5600	0.049	0.054	0.059	0.064	0.069	0.075	0.080	0.085	0.090	0.095	0.100	0.106	0.111	
5800	0.050	0.055	0.061	0.066	0.071	0.077	0.082	0.087	0.092	0.098	0.103	0.109	0.114	
6000	0.051	0.057	0.062	0.067	0.073	0.078	0.084	0.089	0.094	0.100	0.105	0.111	0.116	
6200	0.052	0.058	0.063	0.069	0.074	0.080	0.085	0.091	0.097	0.102	0.108	0.114	0.119	
6400	0.053	0.059	0.065	0.070	0.076	0.082	0.087	0.093	0.099	0.104	0.110	0.116	0.121	
6600	0.054	0.060	0.066	0.072	0.078	0.083	0.089	0.095	0.100	0.106	0.112	0.118	0.124	
6800	0.055	0.061	0.067	0.073	0.079	0.085	0.091	0.096	0.102	0.108	0.114	0.120	0.126	
7000	0.057	0.063	0.069	0.075	0.081	0.087	0.093	0.099	0.105	0.111	0.118	0.124	0.130	
7500	0.060	0.066	0.072	0.079	0.085	0.091	0.098	0.104	0.110	0.117	0.123	0.130	0.136	
8000	0.063	0.070	0.076	0.083	0.090	0.096	0.103	0.110	0.116	0.123	0.130	0.137	0.143	
8500	0.065	0.072	0.079	0.086	0.093	0.100	0.107	0.114	0.121	0.128	0.135	0.142	0.149	
9000	0.068	0.076	0.083	0.090	0.097	0.105	0.112	0.119	0.126	0.134	0.141	0.149	0.156	
9500	0.071	0.079	0.086	0.094	0.102	0.109	0.116	0.124	0.132	0.139	0.147	0.155	0.162	
10000	0.074	0.082	0.090	0.098	0.106	0.113	0.121	0.129	0.137	0.145	0.153	0.161	0.169	
11000	0.079	0.088	0.096	0.105	0.113	0.122	0.130	0.138	0.147	0.155	0.164	0.173	0.181	
12000	0.083	0.092	0.101	0.110	0.119	0.128	0.136	0.145	0.154	0.163	0.172	0.181	0.190	
13000	0.087	0.096	0.105	0.114	0.124	0.133	0.142	0.151	0.160	0.169	0.179	0.188	0.197	
14000	0.091	0.100	0.110	0.120	0.129	0.139	0.148	0.158	0.168	0.177	0.187	0.197	0.207	
15000	0.094	0.105	0.115	0.125	0.135	0.145	0.154	0.164	0.174	0.185	0.195	0.205	0.215	
n _r /min	Z ₂													
	23	24	25	26	27	28	29	30	31	32	33	34	35	
100	0.003	0.004	0.004	0.004	0.004	0.004	0.004	0.005	0.005	0.005	0.005	0.005	0.005	
200	0.007	0.007	0.007	0.008	0.008	0.008	0.009	0.009	0.009	0.010	0.010	0.010	0.010	
300	0.010	0.010	0.011	0.011	0.012	0.012	0.013	0.013	0.013	0.014	0.014	0.015	0.015	
400	0.013	0.014	0.014	0.015	0.015	0.016	0.016	0.017	0.017	0.018	0.018	0.019	0.019	
500	0.016	0.017	0.017	0.018	0.019	0.020	0.020	0.021	0.022	0.022	0.023	0.024	0.024	
600	0.019	0.020	0.021	0.021	0.022	0.023	0.024	0.025	0.026	0.026	0.027	0.028	0.029	
700	0.022	0.023	0.024	0.024	0.025	0.026	0.027	0.028	0.029	0.030	0.031	0.032	0.033	
800	0.024	0.025	0.026	0.028	0.029	0.030	0.031	0.032	0.033	0.034	0.035	0.036	0.037	
900	0.027	0.028	0.029	0.031	0.032	0.033	0.034	0.035	0.037	0.038	0.039	0.040	0.041	
1000	0.030	0.031	0.032	0.033	0.035	0.036	0.037	0.039	0.041	0.041	0.043	0.044	0.045	
1100	0.032	0.033	0.035	0.036	0.038	0.039	0.041	0.042	0.043	0.045	0.046	0.048	0.049	
1200	0.035	0.036	0.038	0.039	0.041	0.042	0.044	0.045	0.047	0.048	0.050	0.052	0.053	
1300	0.037	0.039	0.041	0.042	0.044	0.046	0.047	0.049	0.050	0.052	0.054	0.055	0.057	
1400	0.040	0.042	0.043	0.045	0.047	0.049	0.050	0.052	0.054	0.056	0.057	0.059	0.061	
1500	0.042	0.044	0.046	0.048	0.050	0.052	0.054	0.055	0.057	0.059	0.061	0.063	0.065	
1700	0.047	0.049	0.051	0.053	0.055	0.057	0.059	0.061	0.063	0.066	0.068	0.070	0.072	
1900	0.050	0.051	0.053	0.055	0.057	0.060	0.062	0.065	0.067	0.069	0.071	0.074	0.076	
2000	0.053	0.056	0.058	0.060	0.063	0.065	0.068	0.070	0.072	0.075	0.077	0.079	0.082	
2200	0.058	0.061	0.063	0.066	0.069	0.071	0.074	0.076	0.079	0.081	0.084	0.087	0.089	
2400	0.062	0.065	0.068	0.071	0.074	0.076	0.079	0.082	0.085	0.087	0.090	0.093	0.096	
2600	0.067	0.069	0.072	0.075	0.078	0.081	0.084	0.087	0.090	0.093	0.096	0.099	0.102	
2800	0.070	0.073	0.077	0.080	0.083	0.086	0.089	0.092	0.095	0.098	0.102	0.105	0.108	
3000	0.074	0.077	0.081	0.084	0.087	0.090	0.093	0.097	0.100	0.104	0.108	0.112	0.115	
3200	0.078	0.081	0.084	0.088	0.091	0.095	0.098	0.102	0.105	0.109	0.112	0.115	0.119	
3400	0.081	0.085	0.088	0.092	0.095	0.099	0.102	0.106	0.110	0.113	0.117	0.120	0.124	
3600	0.084	0.088	0.092	0.095	0.099	0.103	0.106	0.110	0.114	0.118	0.121	0.125	0.129	
3800	0.080	0.092	0.096	0.100	0.104	0.107	0.111	0.115	0.119	0.123	0.127	0.131	0.135	
4000	0.092	0.096	0.100	0.104	0.108	0.112	0.116	0.120	0.124	0.128	0.132	0.136	0.140	
4200	0.095	0.099	0.103	0.107	0.111	0.115	0.119	0.124	0.128	0.132	0.136	0.140	0.145	
4400	0.097	0.101	0.106	0.110	0.114	0.118	0.123	0.127	0.131	0.136	0.140			

同步带设计资料 (Synchronous Belt Design Data)

表15 T5型带基本额定功率(Datum Rating Power) P_0 , 基准宽度(Datum Width) $b_0=6.4$ (单位: W)

n _r , r/min	Z ₁													
	36	37	38	39	40	41	42	43	44	45	46	47	48	
100	0.005	0.006	0.006	0.006	0.006	0.006	0.006	0.007	0.007	0.007	0.007	0.007	0.007	
200	0.011	0.011	0.011	0.012	0.012	0.012	0.013	0.013	0.013	0.014	0.014	0.014	0.014	
300	0.016	0.016	0.017	0.017	0.017	0.018	0.018	0.019	0.019	0.020	0.020	0.020	0.021	
400	0.021	0.021	0.022	0.022	0.023	0.023	0.024	0.025	0.025	0.026	0.026	0.027	0.028	
500	0.025	0.026	0.027	0.027	0.028	0.029	0.029	0.030	0.031	0.032	0.032	0.033	0.034	
600	0.030	0.031	0.031	0.032	0.033	0.034	0.035	0.036	0.037	0.037	0.038	0.039	0.040	
700	0.034	0.035	0.036	0.037	0.038	0.039	0.040	0.041	0.042	0.043	0.044	0.045	0.046	
800	0.038	0.039	0.041	0.042	0.043	0.044	0.045	0.046	0.047	0.048	0.049	0.050	0.051	
900	0.042	0.044	0.045	0.046	0.047	0.049	0.050	0.051	0.052	0.053	0.055	0.056	0.057	
1000	0.047	0.048	0.049	0.051	0.052	0.053	0.054	0.056	0.057	0.058	0.060	0.061	0.062	
1100	0.050	0.052	0.053	0.055	0.056	0.058	0.059	0.060	0.062	0.063	0.065	0.066	0.068	
1200	0.055	0.056	0.058	0.059	0.061	0.062	0.064	0.065	0.067	0.068	0.070	0.072	0.073	
1300	0.059	0.060	0.062	0.064	0.065	0.067	0.069	0.070	0.072	0.074	0.075	0.077	0.079	
1400	0.063	0.065	0.066	0.068	0.070	0.072	0.073	0.075	0.077	0.079	0.080	0.082	0.084	
1500	0.067	0.069	0.070	0.072	0.074	0.076	0.078	0.080	0.082	0.084	0.086	0.087	0.089	
1700	0.074	0.076	0.078	0.080	0.082	0.084	0.086	0.088	0.090	0.093	0.095	0.097	0.099	
1800	0.077	0.079	0.081	0.083	0.086	0.088	0.090	0.092	0.094	0.096	0.099	0.101	0.103	
1900	0.081	0.083	0.085	0.087	0.090	0.092	0.094	0.096	0.099	0.101	0.103	0.105	0.108	
2000	0.084	0.086	0.089	0.091	0.094	0.096	0.098	0.101	0.103	0.105	0.108	0.110	0.113	
2200	0.092	0.094	0.097	0.100	0.102	0.105	0.107	0.110	0.112	0.115	0.118	0.120	0.123	
2400	0.098	0.101	0.104	0.107	0.110	0.112	0.115	0.118	0.121	0.123	0.126	0.129	0.132	
2600	0.105	0.108	0.111	0.114	0.117	0.120	0.122	0.125	0.128	0.131	0.134	0.137	0.140	
2800	0.111	0.114	0.117	0.120	0.123	0.127	0.130	0.133	0.136	0.139	0.142	0.145	0.148	
3000	0.117	0.120	0.123	0.127	0.130	0.133	0.136	0.140	0.143	0.146	0.150	0.153	0.156	
3200	0.122	0.126	0.129	0.133	0.136	0.140	0.143	0.146	0.150	0.153	0.157	0.160	0.164	
3400	0.128	0.131	0.135	0.138	0.142	0.146	0.149	0.153	0.156	0.160	0.164	0.167	0.171	
3600	0.133	0.136	0.140	0.144	0.148	0.151	0.155	0.159	0.163	0.166	0.170	0.174	0.177	
3800	0.139	0.143	0.146	0.150	0.154	0.158	0.162	0.166	0.170	0.174	0.178	0.182	0.186	
4000	0.145	0.149	0.153	0.157	0.161	0.165	0.169	0.173	0.177	0.181	0.185	0.189	0.193	
4200	0.149	0.153	0.157	0.161	0.166	0.170	0.174	0.178	0.182	0.187	0.191	0.195	0.199	
4400	0.153	0.157	0.162	0.166	0.170	0.174	0.179	0.183	0.187	0.192	0.196	0.200	0.205	
4600	0.157	0.161	0.165	0.170	0.174	0.179	0.183	0.188	0.192	0.196	0.201	0.205	0.210	
4800	0.162	0.166	0.171	0.175	0.180	0.185	0.189	0.194	0.198	0.203	0.207	0.212	0.216	
5000	0.167	0.171	0.176	0.181	0.186	0.190	0.195	0.200	0.204	0.209	0.214	0.218	0.223	
5200	0.172	0.176	0.181	0.186	0.191	0.196	0.201	0.206	0.210	0.215	0.220	0.225	0.230	
5400	0.176	0.181	0.186	0.191	0.196	0.201	0.206	0.211	0.216	0.221	0.226	0.231	0.236	
5600	0.183	0.188	0.193	0.198	0.204	0.209	0.214	0.219	0.224	0.229	0.235	0.240	0.245	
5800	0.187	0.193	0.198	0.203	0.209	0.214	0.219	0.224	0.230	0.235	0.240	0.245	0.251	
6000	0.192	0.197	0.203	0.208	0.213	0.219	0.224	0.230	0.235	0.241	0.246	0.251	0.257	
6200	0.196	0.202	0.207	0.213	0.218	0.224	0.229	0.235	0.240	0.246	0.251	0.257	0.262	
6400	0.200	0.206	0.211	0.217	0.223	0.228	0.234	0.240	0.245	0.251	0.257	0.262	0.268	
6600	0.204	0.210	0.216	0.221	0.227	0.233	0.239	0.244	0.250	0.256	0.262	0.267	0.273	
6800	0.208	0.214	0.220	0.226	0.231	0.237	0.243	0.249	0.255	0.261	0.267	0.272	0.278	
7000	0.214	0.220	0.226	0.232	0.238	0.244	0.250	0.256	0.262	0.268	0.274	0.280	0.286	
7500	0.224	0.230	0.237	0.243	0.249	0.256	0.262	0.268	0.275	0.281	0.287	0.294	0.300	
8000	0.236	0.243	0.250	0.256	0.263	0.269	0.276	0.283	0.290	0.296	0.303	0.309	0.316	
8500	0.245	0.252	0.259	0.266	0.273	0.280	0.287	0.293	0.300	0.307	0.314	0.321	0.328	
9000	0.256	0.264	0.271	0.278	0.285	0.292	0.300	0.307	0.314	0.322	0.329	0.336	0.343	
9500	0.267	0.275	0.282	0.290	0.298	0.305	0.313	0.320	0.328	0.335	0.343	0.350	0.358	
10000	0.278	0.286	0.294	0.302	0.309	0.317	0.325	0.333	0.341	0.349	0.356	0.364	0.372	
11000	0.298	0.307	0.315	0.323	0.332	0.340	0.348	0.357	0.365	0.374	0.382	0.390	0.399	
12000	0.313	0.322	0.330	0.339	0.348	0.357	0.366	0.374	0.383	0.392	0.401	0.410	0.418	
13000	0.325	0.334	0.343	0.353	0.362	0.371	0.380	0.389	0.399	0.408	0.417	0.426	0.435	
14000	0.340	0.350	0.360	0.369	0.379	0.388	0.398	0.408	0.417	0.427	0.437	0.446	0.456	
15000	0.354	0.364	0.374	0.384	0.395	0.404	0.414	0.424	0.434	0.444	0.454	0.464	0.474	

n _r , r/min	Z ₂													
	49	50	51	52	53	54	55	56	57	58	59	60	61	
100	0.007	0.008	0.008	0.008	0.008	0.008	0.008	0.009	0.009	0.009	0.009	0.009	0.009	
200	0.015	0.015	0.015	0.016	0.016	0.016	0.017	0.017	0.017	0.017	0.018	0.018	0.018	
300	0.021	0.022	0.022	0.023	0.023	0.024	0.024	0.024	0.025	0.025	0.026	0.026	0.027	
400	0.028	0.029	0.029	0.030	0.030	0.031	0.032	0.032	0.033	0.033	0.034	0.034	0.035	
500	0.034	0.035	0.036	0.037	0.037	0.038	0.039	0.039	0.040	0.041	0.042	0.042	0.043	
600	0.041	0.042	0.042	0.043	0.044	0.045	0.046	0.047	0.047	0.048	0.049	0.050	0.051	
700	0.047	0.048	0.048	0.049	0.050	0.051	0.052	0.053	0.054	0.055	0.056	0.057	0.058	
800	0.052	0.054	0.054	0.055	0.056	0.057	0.058	0.059	0.060	0.061	0.062	0.063	0.064	
900	0.058	0.059	0.061	0.062	0.063	0.064	0.065	0.067	0.068	0.069	0.070	0.071	0.072	
1000	0.064	0.065	0.066	0.068	0.069	0.070	0.071	0.073	0.074	0.075	0.077	0.078	0.079	
1100	0.069	0.070	0.072	0.073	0.075	0.076	0.077	0.079	0.080	0.082	0.083	0.085	0.086	
1200	0.075	0.076	0.078	0.079	0.081	0.082	0.084	0.085	0.087	0.089	0.090	0.092	0.093	
1300	0.080	0.082	0.084	0.085	0.087	0.089	0.090	0.092	0.093	0.095	0.097	0.098	0.100	
1400	0.086	0.088	0.090	0.091	0.093	0.095	0.096	0.098	0.099	0.101	0.103	0.104	0.106	
1500	0.091	0.093	0.095	0.097	0.099	0.101	0.102	0.104	0.106	0.108	0.110	0.112	0.114	
1700	0.101	0.103	0.105	0.107	0.109	0.111	0.113	0.115	0.118	0.120	0.122	0.124	0.126	
1800	0.105	0.107	0.109	0.112	0.114	0.116	0.118	0.120	0.122	0.125	0.127	0.129	0.131	
1900	0.110	0.112	0.115	0.117	0.119	0.121	0.124	0.126	0.128	0.131	0.133	0.135	0.137	
2000	0.115	0.117	0.120	0.122	0.124	0.127	0.129	0.131	0.134	0.136	0.139	0.141	0.143	
2200	0.125	0.128	0.131	0.133	0.136	0.138	0.141	0.143	0.146	0.149	0.151	0.154	0.156	
2400	0.134	0.137	0.140	0.143	0.146	0.148	0.151	0.154	0.157	0.159	0.162	0.165	0.168	
2600	0.143	0.146	0.149	0.152	0.155	0.158	0.161	0.164	0.167	0.170	0.173	0.176	0.179	
2800	0.152	0.155	0.158	0.161	0.164	0.167	0.170	0.173	0.177	0.180	0.183	0.186	0.189	
3000	0.160	0.163	0.166	0.169	0.173	0.176	0.179	0.183	0.186	0.189	0.192	0.196	0.199	
3200	0.167	0.171	0.174	0.178	0.181	0.184	0.188	0.191	0.195	0.198	0.202	0.205	0.208	
3400	0.174	0.178	0.182	0.185	0.189	0.192	0.196	0.200	0.203	0.207	0.210	0.214	0.217	
3600	0.181	0.185	0.189	0.192	0.196	0.199	0.203	0.207	0.211	0.214	0.218	0.221	0.225	
3800	0.189	0.193	0.197	0.201	0.205	0.209	0.213	0.217	0.221	0.225	0.228	0.232	0.236	
4000	0.198	0.202	0.206	0.210	0.214	0.218	0.222	0.226	0.230	0.234	0.238	0.242	0.246	
4200	0.203	0.208	0.212	0.216	0.220	0.224	0.228	0.232	0.237	0.241	0			

n, r/min	Z ₂													
	49	50	51	52	53	54	55	56	57	58	59	60	61	
100	0.007	0.008	0.008	0.008	0.008	0.008	0.008	0.009	0.009	0.009	0.009	0.009	0.009	
200	0.015	0.015	0.015	0.016	0.016	0.016	0.017	0.017	0.017	0.018	0.018	0.018	0.018	
300	0.021	0.022	0.022	0.023	0.023	0.023	0.024	0.024	0.024	0.025	0.025	0.026	0.027	
400	0.028	0.029	0.029	0.030	0.030	0.031	0.032	0.032	0.033	0.033	0.034	0.034	0.035	
500	0.034	0.035	0.036	0.037	0.037	0.038	0.039	0.039	0.040	0.041	0.042	0.042	0.043	
600	0.041	0.042	0.042	0.043	0.044	0.045	0.046	0.047	0.047	0.048	0.049	0.050	0.051	
700	0.047	0.047	0.048	0.049	0.050	0.051	0.052	0.053	0.054	0.055	0.056	0.057	0.058	
800	0.052	0.054	0.055	0.056	0.057	0.058	0.059	0.060	0.061	0.062	0.063	0.064	0.065	
900	0.058	0.059	0.061	0.062	0.063	0.064	0.065	0.067	0.068	0.069	0.070	0.071	0.072	
1000	0.064	0.065	0.066	0.068	0.069	0.070	0.071	0.073	0.074	0.075	0.077	0.078	0.079	
1100	0.069	0.070	0.072	0.073	0.075	0.076	0.077	0.079	0.080	0.082	0.083	0.085	0.086	
1200	0.075	0.076	0.078	0.079	0.081	0.082	0.084	0.085	0.087	0.089	0.090	0.092	0.093	
1300	0.080	0.082	0.084	0.085	0.087	0.089	0.090	0.092	0.093	0.095	0.097	0.098	0.100	
1400	0.086	0.088	0.089	0.091	0.093	0.095	0.096	0.098	0.100	0.102	0.103	0.105	0.107	
1500	0.091	0.093	0.095	0.097	0.099	0.101	0.102	0.104	0.106	0.108	0.110	0.112	0.114	
1700	0.101	0.103	0.105	0.107	0.109	0.111	0.113	0.115	0.118	0.120	0.122	0.124	0.126	
1800	0.105	0.107	0.109	0.112	0.114	0.116	0.118	0.120	0.122	0.125	0.127	0.129	0.131	
1900	0.110	0.112	0.115	0.117	0.119	0.121	0.124	0.126	0.128	0.131	0.133	0.135	0.137	
2000	0.115	0.117	0.120	0.122	0.124	0.127	0.129	0.131	0.134	0.136	0.139	0.141	0.143	
2200	0.125	0.128	0.131	0.133	0.136	0.138	0.141	0.143	0.146	0.149	0.151	0.154	0.156	
2400	0.134	0.137	0.140	0.143	0.146	0.148	0.151	0.154	0.157	0.159	0.162	0.165	0.168	
2600	0.143	0.146	0.149	0.152	0.155	0.158	0.161	0.164	0.167	0.170	0.173	0.176	0.179	
2800	0.152	0.155	0.158	0.161	0.164	0.167	0.170	0.173	0.177	0.180	0.183	0.186	0.189	
3000	0.160	0.163	0.166	0.169	0.173	0.176	0.179	0.183	0.186	0.189	0.192	0.196	0.199	
3200	0.167	0.171	0.174	0.178	0.181	0.184	0.188	0.191	0.195	0.198	0.202	0.205	0.208	
3400	0.174	0.178	0.182	0.185	0.189	0.192	0.196	0.200	0.203	0.207	0.210	0.214	0.217	
3600	0.181	0.185	0.189	0.192	0.196	0.200	0.204	0.207	0.211	0.215	0.219	0.222	0.226	
3800	0.189	0.193	0.197	0.201	0.205	0.209	0.213	0.217	0.221	0.225	0.228	0.232	0.236	
4000	0.198	0.202	0.206	0.210	0.214	0.218	0.222	0.226	0.230	0.234	0.238	0.242	0.246	
4200	0.203	0.208	0.212	0.216	0.220	0.224	0.229	0.233	0.238	0.242	0.246	0.250	0.254	
4400	0.209	0.213	0.218	0.222	0.226	0.230	0.235	0.239	0.243	0.248	0.252	0.256	0.261	
4600	0.214	0.218	0.223	0.227	0.232	0.236	0.241	0.245	0.249	0.254	0.258	0.263	0.267	
4800	0.221	0.226	0.230	0.235	0.239	0.244	0.248	0.253	0.258	0.262	0.267	0.271	0.276	
5000	0.228	0.233	0.237	0.242	0.247	0.251	0.256	0.261	0.266	0.270	0.275	0.280	0.284	
5200	0.235	0.239	0.244	0.249	0.254	0.259	0.264	0.268	0.273	0.278	0.283	0.288	0.293	
5400	0.241	0.246	0.251	0.256	0.261	0.266	0.271	0.276	0.281	0.286	0.291	0.296	0.301	
5600	0.250	0.255	0.260	0.265	0.270	0.276	0.281	0.286	0.291	0.296	0.301	0.307	0.312	
5800	0.256	0.261	0.267	0.272	0.277	0.282	0.288	0.293	0.298	0.304	0.309	0.314	0.319	
6000	0.262	0.268	0.273	0.278	0.284	0.289	0.295	0.300	0.305	0.311	0.316	0.322	0.327	
6200	0.268	0.273	0.279	0.285	0.290	0.295	0.301	0.307	0.312	0.318	0.323	0.329	0.334	
6400	0.273	0.279	0.285	0.290	0.296	0.302	0.307	0.313	0.319	0.324	0.330	0.335	0.341	
6600	0.279	0.285	0.290	0.296	0.302	0.308	0.313	0.319	0.325	0.331	0.336	0.342	0.348	
6800	0.287	0.290	0.296	0.302	0.307	0.313	0.319	0.325	0.331	0.337	0.343	0.349	0.354	
7000	0.292	0.299	0.305	0.311	0.317	0.323	0.329	0.335	0.341	0.347	0.353	0.359	0.365	
7500	0.306	0.313	0.319	0.325	0.331	0.338	0.344	0.350	0.357	0.363	0.369	0.376	0.382	
8000	0.323	0.330	0.336	0.343	0.349	0.356	0.363	0.370	0.376	0.383	0.389	0.396	0.403	
8500	0.335	0.342	0.349	0.356	0.363	0.369	0.376	0.383	0.390	0.397	0.404	0.411	0.418	
9000	0.350	0.358	0.365	0.373	0.380	0.387	0.394	0.401	0.408	0.415	0.422	0.429	0.437	
9500	0.365	0.373	0.380	0.388	0.395	0.403	0.411	0.418	0.426	0.433	0.441	0.448	0.456	
10000	0.380	0.388	0.396	0.403	0.411	0.419	0.427	0.435	0.443	0.450	0.458	0.466	0.474	
11000	0.407	0.416	0.424	0.433	0.441	0.449	0.458	0.466	0.475	0.483	0.491	0.500	0.508	
12000	0.427	0.436	0.445	0.454	0.462	0.471	0.480	0.489	0.498	0.507	0.515	0.524	0.533	
13000	0.444	0.454	0.463	0.472	0.481	0.490	0.499	0.508	0.518	0.527	0.536	0.545	0.554	
14000	0.475	0.485	0.494	0.503	0.512	0.521	0.530	0.539	0.548	0.557	0.566	0.575	0.584	
15000	0.484	0.494	0.504	0.514	0.524	0.534	0.544	0.554	0.564	0.574	0.584	0.594	0.604	

表16 T10型带基准额定功率(Datum Rating Power)P₀, KW(续)

n,r/min	Z1											
	24	25	26	27	28	29	30	31	32	33	34	35
100	0.014	0.015	0.016	0.017	0.017	0.018	0.019	0.019	0.020	0.021	0.021	0.022
200	0.028	0.030	0.031	0.032	0.034	0.035	0.036	0.037	0.038	0.040	0.041	0.042
300	0.041	0.043	0.045	0.047	0.049	0.050	0.052	0.054	0.056	0.058	0.059	0.061
400	0.053	0.056	0.058	0.060	0.063	0.065	0.067	0.069	0.072	0.074	0.076	0.079
500	0.065	0.068	0.071	0.074	0.077	0.079	0.082	0.085	0.088	0.091	0.093	0.096
600	0.076	0.080	0.083	0.087	0.090	0.093	0.097	0.100	0.103	0.106	0.110	0.113
700	0.087	0.091	0.094	0.098	0.102	0.106	0.109	0.113	0.117	0.120	0.124	0.128
800	0.097	0.102	0.106	0.110	0.115	0.119	0.123	0.127	0.131	0.135	0.140	0.144
900	0.105	0.112	0.117	0.121	0.126	0.130	0.135	0.140	0.144	0.149	0.153	0.158
1000	0.116	0.122	0.127	0.132	0.136	0.141	0.146	0.151	0.156	0.161	0.166	0.171
1100	0.127	0.133	0.138	0.144	0.149	0.154	0.160	0.165	0.171	0.176	0.182	0.187
1200	0.137	0.143	0.149	0.155	0.161	0.167	0.173	0.179	0.185	0.191	0.196	0.202
1300	0.146	0.153	0.159	0.165	0.172	0.178	0.184	0.190	0.197	0.203	0.209	0.215
1400	0.155	0.162	0.168	0.175	0.182	0.188	0.195	0.202	0.208	0.215	0.222	0.228
1500	0.163	0.170	0.177	0.184	0.191	0.198	0.205	0.212	0.219	0.226	0.233	0.240
1600	0.171	0.179	0.186	0.193	0.200	0.208	0.215	0.222	0.230	0.237	0.244	0.252
1700	0.178	0.186	0.194	0.202	0.209	0.217	0.225	0.232	0.240	0.247	0.255	0.263
1800	0.187	0.195	0.203	0.212	0.219	0.228	0.236	0.243	0.252	0.260	0.268	0.276
1900	0.194	0.203	0.211	0.219	0.227	0.236	0.244	0.252	0.261	0.269	0.277	0.286
2000	0.202	0.211	0.220	0.229	0.237	0.246	0.255	0.263	0.272	0.280	0.289	0.298
2100	0.210	0.220	0.229	0.238	0.247	0.256	0.265	0.274	0.283	0.292	0.301	0.310
2200	0.218	0.228	0.237	0.247	0.256	0.265	0.275	0.284	0.293	0.303	0.312	0.321
2300	0.224	0.234	0.243	0.253	0.262	0.272	0.282	0.291	0.301	0.310	0.320	0.329
2400	0.231	0.241	0.251	0.261	0.271	0.281	0.291	0.301	0.311	0.321	0.331	0.340
2500	0.239	0.249	0.259	0.270	0.280	0.290	0.300	0.310	0.321	0.331	0.341	0.351
2600	0.246	0.256	0.267	0.278	0.288	0.298	0.309	0.319	0.330	0.341	0.351	0.362
2700	0.252	0.264	0.274	0.285	0.296	0.307	0.318	0.328	0.339	0.350	0.361	0.372
2800	0.259	0.271	0.282	0.293	0.304	0.315	0.326	0.337	0.348	0.359	0.370	0.381
2900	0.266	0.277	0.289	0.300	0.311	0.323	0.334	0.346	0.357	0.368	0.380	0.391
3000	0.272	0.284	0.296	0.307	0.319	0.330	0.342	0.354	0.365	0.377	0.389	0.400
3100	0.278	0.290	0.302	0.314	0.326	0.338	0.350	0.362	0.374	0.386	0.397	0.409
3200	0.284	0.296	0.309	0.321	0.333	0.345	0.357	0.369	0.382	0.394	0.406	0.418
3300	0.293	0.306	0.318	0.331	0.343	0.356	0.368	0.381	0.393	0.406	0.419	0.431
3400	0.299	0.312	0.324	0.337	0.350	0.363	0.376	0.388	0.401	0.414	0.427	0.439
3500	0.304	0.317	0.330	0.343	0.356	0.369	0.382	0.395	0.408	0.421	0.434	0.447
3600	0.309	0.323	0.336	0.349	0.362	0.376	0.389	0.402	0.415	0.429	0.442	0.455
3700	0.314	0.328	0.342	0.355	0.368	0.382	0.395	0.409	0.422	0.436	0.449	0.462
3800	0.319	0.333	0.347	0.361	0.374	0.388	0.401	0.415	0.429	0.442	0.456	0.470
3900	0.324	0.338	0.352	0.366	0.380	0.393	0.407	0.421	0.435	0.449	0.463	0.477
4000	0.328	0.343	0.357	0.371	0.385	0.399	0.413	0.427	0.441	0.455	0.469	0.483
4200	0.341	0.356	0.370	0.385	0.399	0.414	0.429	0.443	0.458	0.472	0.487	0.501
4400	0.349	0.364	0.379	0.394	0.409	0.423	0.438	0.453	0.468	0.483	0.498	0.513
4600	0.360	0.376	0.391	0.407	0.422	0.437	0.453	0.468	0.484	0.499	0.515	0.530
4800	0.371	0.387	0.403	0.419	0.435	0.451	0.467	0.483	0.498	0.514	0.530	0.546
5000	0.382	0.398	0.415	0.431	0.447	0.464	0.480	0.496	0.513	0.529	0.546	0.562
5200	0.392	0.409	0.426	0.443	0.460	0.476	0.493	0.510	0.527	0.544	0.560	0.577
5400	0.402	0.420	0.437	0.454	0.471	0.488	0.506	0.523	0.540	0.557	0.575	0.592
5600	0.412	0.430	0.447	0.465	0.482	0.500	0.518	0.535	0.553	0.571	0.588	0.606
5800	0.421	0.439	0.457	0.475	0.493	0.511	0.529	0.547	0.565	0.583	0.601	0.619
6000	0.430	0.448	0.467	0.485	0.503	0.522	0.540	0.558	0.577	0.595	0.614	0.632
6200	0.438	0.457	0.476	0.495	0.513	0.532	0.551	0.569	0.588	0.607	0.626	0.644
6400	0.446	0.465	0.485	0.504	0.523	0.542	0.561	0.580	0.599	0.618	0.637	0.656
6600	0.447	0.467	0.486	0.505	0.524	0.543	0.563	0.582	0.601	0.620	0.639	0.658
6800	0.455	0.474	0.494	0.513	0.532	0.552	0.572	0.591	0.610	0.630	0.649	0.669
7000	0.461	0.481	0.501	0.521	0.540	0.560	0.580	0.599	0.619	0.639	0.659	0.678
7500	0.480	0.501	0.521	0.542	0.562	0.583	0.603	0.624	0.644	0.665	0.685	0.706
8000	0.497	0.518	0.539	0.561	0.582	0.603	0.624	0.645	0.667	0.688	0.709	0.730
8500	0.511	0.533	0.555	0.577	0.599	0.621	0.643	0.665	0.687	0.709	0.730	0.752
9000	0.524	0.547	0.569	0.592	0.614	0.637	0.659	0.681	0.704	0.726	0.749	0.771
9500	0.535	0.558	0.581	0.604	0.627	0.650	0.673	0.696	0.719	0.742	0.765	0.787
10000	0.554	0.578	0.602	0.635	0.649	0.673	0.696	0.720	0.744	0.767	0.791	0.815
11000	0.588	0.614	0.639	0.664	0.689	0.714	0.740	0.764	0.790	-	-	-
12000	0.619	0.646	0.672	0.699	0.725	0.751	0.778	-	-	-	-	-
13000	0.646	0.673	0.701	0.719	-	-	-	-	-	-	-	-
14000	0.669	0.697	-	-	-	-	-	-	-	-	-	-

表16 T10型带基准额定功率(Datum Rating Power)P₀, KW(续)

n,r/min	Z1											
	38	37	38	39	40	41	42	43	44	45	46	47
100	0.022	0.023	0.024	0.024	0.025	0.026	0.026	0.027	0.027	0.028	0.029	0.029
200	0.043	0.045	0.046	0.047	0.048	0.049	0.051	0.052	0.053	0.054	0.056	0.057
300	0.063	0.065	0.066	0.068	0.070	0.072	0.074	0.075	0.077	0.079	0.081	0.082
400	0.081	0.083	0.086	0.088	0.090	0.092	0.095	0.097	0.099	0.102	0.104	0.106
500	0.099	0.102	0.105	0.107	0.110	0.113	0.116	0.119	0.121	0.124	0.127	0.130
600	0.116	0.119	0.123	0.126	0.129	0.133	0.136	0.139	0.142	0.146	0.149	0.152
700	0.132	0.135	0.139	0.143	0.146	0.150	0.154	0.158	0.161	0.165	0.169	0.172
800	0.148	0.152	0.156	0.161	0.165	0.169	0.173	0.177	0.181	0.186	0.190	0.194
900	0.163	0.167	0.172	0.176	0.181	0.186	0.190	0.195	0.199	0.204	0.208	0.213
1000	0.176	0.181	0.186	0.191	0.196	0.201	0.206	0.211	0.216	0.221	0.226	0.231
1100	0.192	0.198	0.203	0.209	0.214	0.220	0.225	0.230	0.236	0.241	0.247	0.252
1200	0.208	0.214	0.220	0.226	0.232	0.238	0.243	0.249	0.255	0.261	0.267	0.273
1300	0.222	0.228	0.234	0.241	0.247	0.253	0.259	0.266	0.272	0.278	0.284	0.291
1400	0.235	0.241	0.248	0.255	0.261	0.268	0.275	0.281	0.288	0.294	0.301	0.308
1500	0.247	0.254	0.261	0.268	0.275	0.282	0.289	0.296	0.303	0.310	0.317	0.324
1600	0.259	0.266	0.274	0.281	0.288	0.296	0.303	0.310	0.318	0.325	0.332	0.339
1700	0.270	0.278	0.286	0.293	0.301	0.308	0.316	0.324	0.331	0.339	0.347	0.354
1800	0.284	0.292	0.300	0.308	0.316	0.324	0.332	0.340	0.348	0.356	0.364	0.372
1900	0.294	0.302	0.310	0.319	0.327	0.335	0.344	0.352	0.360	0.369	0.377	0.385
2000	0.306	0.315	0.324	0.332	0.341	0.350	0.358	0.367	0.376	0.384	0.393	0.402
2100	0.319	0.328	0.337	0.346	0.355	0.364	0.373	0.382	0.391	0.400	0.409	0.418
2200	0.331	0.340	0.348	0.359	0.368	0.377	0.387	0.396	0.405	0.415	0.424	0.433
2300	0.339	0.349	0.358	0.368	0.377	0.387	0.397	0.406	0.416	0.425	0.435	0.444
2400	0.350	0.360	0.370	0.380	0.390	0.400	0.410	0.420	0.429	0.439	0.449	0.459
2500	0.361	0.371	0.382	0.392	0.402	0.412	0.423	0.433	0.443	0.453	0.463	0.474
2600	0.372	0.382	0.393	0.404	0.414	0.425	0.435	0.446	0.456	0.467	0.477	0.488
2700	0.382	0.393	0.404	0.415	0.426	0.436	0.447	0.458	0.469	0.480	0.490	0.501
2800	0.393	0.404	0.415	0.426	0.437	0.448	0.459	0.470	0.481	0.492	0.503	0.514
2900	0.402	0.414	0.425	0.437	0.448	0.459	0.471	0.482	0.493	0.505	0.516	0.527
3000	0.412	0.423	0.435	0.447	0.458	0.470	0.482	0.493	0.505	0.517	0.528	0.540
3100	0.421	0.433	0.445	0.457	0.469	0.481	0.493	0.504	0.516	0.528	0.540	0.552
3200	0.430	0.442	0.454	0.467	0.479	0.491	0.503	0.515	0.527	0.539	0.552	0.564
3300	0.444	0.456	0.469	0.481	0.494	0.506	0.519	0.531	0.544	0.556	0.569	0.581
3400	0.452	0.465	0.478	0.490	0.403	0.516	0.529	0.541	0.554	0.567	0.580	0.593
3500	0.460	0.473	0.486	0.499	0.512	0.525	0.538	0.551	0.564	0.577	0.590	0.603
3600	0.468	0.481	0.495	0.508	0.521	0.534	0.548	0.561	0.574	0.587	0.600	0.614
3700	0.476	0.489	0.503	0.516	0.530	0.543	0.557	0.570	0.583	0.597	0.610	0.624
3800	0.483	0.497	0.511	0.524	0.538	0.552	0.565	0.579	0.592	0.606	0.620	0.633
3900	0.490	0.504	0.518	0.532	0.546	0.560	0.574	0.587	0.601	0.615	0.629	0.643
4000	0.497	0.511	0.525	0.539	0.553	0.567	0.581	0.595	0.609	0.624	0.638	0.652
4100	0.504	0.518	0.532	0.546	0.561	0.575	0.589	0.603	0.617	0.632	0.646	0.660
4200	0.516	0.530	0.545	0.560	0.574	0.589	0.603	0.618	0.633	0.647	0.662	0.676
4300	0.522	0.537	0.552	0.566	0.581	0.596	0.611	0.625	0.640	0.655	0.669	0.684
4400	0.528	0.543	0.558	0.573	0.587	0.602	0.617	0.632	0.647	0.662	0.677	0.692
4500	0.540	0.555	0.570	0.586	0.601	0.616	0.631	0.646	0.662	0.677	0.692	0.707
4600	0.545	0.560	0.576	0.591	0.607	0.622	0.638	0.653	0.668	0.684	0.699	0.715
4800	0.562	0.578	0.594	0.610	0.625	0.641	0.657	0.673	0.689	0.705	0.721	0.736
5000	0.578	0.594	0.611	0.637	0.643	0.660	0.676	0.692	0.709	0.725	0.741	0.758
5200	0.594	0.610	0.627	0.644	0.661	0.678	0.694	0.711	0.728	0.745	0.761	0.778
5400	0.609	0.626	0.643	0.660	0.677	0.695	0.712	0.729	0.746	0.764	0.781	0.798
5600	0.623	0.641	0.658	0.676	0.694	0.711	0.729	0.746	0.764	0.782	0.799	0.817
5800	0.637	0.655	0.673	0.691	0.709	0.727	0.745	0.763	0.781	0.799	0.817	0.835
6000	0.650	0.669	0.687	0.706	0.724	0.742	0.761	0.779	0.797	0.816	0.834	0.852
6200	0.663	0.682	0.701	0.719	0.738	0.757	0.776	0.794	0.813	0.832	0.850	0.869
6400	0.675	0.694	0.713	0.733	0.751	0.771	0.790	0.809	0.828	0.847	0.866	0.885
6600	0.677	0.696	0.716	0.735	0.754	0.773	0.792	0.811	0.830	0.849	0.868	0.888
6800	0.688	0.707	0.727	0.746	0.766	0.785	0.805	0.824	0.843	0.863	0.882	0.902
7000	0.698	0.718	0.738	0.757	0.777	0.797	0.816	0.836	0.856	0.876	0.895	0.915
7500	0.726	0.747	0.767	0.788	0.808	0.829	0.849	0.870	0.890	0.911	0.931	0.952
8000	0.752	0.773	0.794	0.815	0.836	0.858	0.879	0.900	0.921	0.943	-	-
8500	0.774	0.796	0.818	0.840	0.861	0.883	0.905	-	-	-	-	-
9000	0.794	0.816	0.838	0.861	0.883	-	-	-	-	-	-	-
9500	0.810	0.833	-	-	-	-	-	-	-	-	-	-
10000	0.838	-	-	-	-	-	-	-	-	-	-	-

表16 T10型带基准额定功率(Datum Rating Power) P_0 , KW(续)

n ₁ ,r/min	Z1								
	48	49	50	51	52	53	54	55	56
100	0.030	0.031	0.031	0.032	0.033	0.033	0.034	0.034	0.035
200	0.058	0.059	0.061	0.062	0.063	0.064	0.065	0.067	0.068
300	0.084	0.086	0.088	0.090	0.091	0.093	0.095	0.097	0.098
400	0.108	0.111	0.113	0.115	0.117	0.120	0.122	0.124	0.127
500	0.133	0.135	0.138	0.141	0.144	0.147	0.149	0.152	0.155
600	0.156	0.159	0.162	0.165	0.169	0.172	0.175	0.179	0.182
700	0.176	0.180	0.184	0.187	0.191	0.195	0.198	0.202	0.206
800	0.198	0.202	0.207	0.211	0.215	0.219	0.223	0.227	0.232
900	0.218	0.222	0.227	0.231	0.236	0.241	0.245	0.250	0.254
1000	0.236	0.241	0.246	0.251	0.256	0.261	0.266	0.271	0.276
1100	0.258	0.263	0.268	0.274	0.279	0.285	0.290	0.296	0.301
1200	0.279	0.284	0.290	0.296	0.302	0.308	0.314	0.320	0.326
1300	0.297	0.303	0.309	0.316	0.322	0.328	0.334	0.341	0.347
1400	0.314	0.321	0.323	0.334	0.341	0.347	0.354	0.361	0.367
1500	0.331	0.338	0.345	0.352	0.359	0.366	0.373	0.380	0.387
1600	0.347	0.354	0.361	0.369	0.376	0.383	0.391	0.398	0.405
1700	0.362	0.369	0.377	0.385	0.392	0.400	0.408	0.415	0.423
1800	0.330	0.388	0.396	0.404	0.412	0.420	0.428	0.436	0.444
1900	0.393	0.402	0.410	0.418	0.427	0.435	0.443	0.451	0.460
2000	0.410	0.419	0.428	0.436	0.445	0.453	0.462	0.471	0.479
2100	0.427	0.436	0.445	0.454	0.463	0.472	0.481	0.490	0.499
2200	0.443	0.452	0.461	0.471	0.480	0.489	0.499	0.508	0.517
2300	0.454	0.463	0.473	0.483	0.492	0.502	0.511	0.521	0.531
2400	0.469	0.479	0.489	0.499	0.509	0.519	0.528	0.538	0.548
2500	0.434	0.494	0.504	0.514	0.525	0.535	0.545	0.555	0.565
2600	0.498	0.509	0.519	0.530	0.540	0.551	0.561	0.572	0.582
2700	0.512	0.523	0.534	0.544	0.555	0.566	0.577	0.588	0.598
2800	0.526	0.537	0.548	0.559	0.570	0.581	0.592	0.603	0.614
2900	0.539	0.550	0.561	0.573	0.584	0.596	0.607	0.618	0.630
3000	0.552	0.563	0.575	0.586	0.598	0.610	0.621	0.633	0.645
3100	0.564	0.576	0.588	0.600	0.611	0.623	0.635	0.647	0.659
3200	0.576	0.588	0.600	0.612	0.624	0.637	0.649	0.661	0.673
3300	0.594	0.606	0.609	0.632	0.644	0.656	0.669	0.681	0.694
3400	0.605	0.608	0.631	0.644	0.656	0.669	0.682	0.695	0.707
3500	0.616	0.629	0.642	0.655	0.668	0.681	0.694	0.707	0.720
3600	0.627	0.640	0.653	0.667	0.680	0.693	0.706	0.719	0.733
3700	0.637	0.651	0.664	0.678	0.691	0.704	0.718	0.731	0.745
3800	0.647	0.661	0.674	0.688	0.702	0.715	0.729	0.743	0.756
3900	0.657	0.670	0.684	0.698	0.712	0.726	0.740	0.753	0.767
4000	0.666	0.680	0.694	0.708	0.722	0.736	0.750	0.764	0.778
4100	0.674	0.689	0.703	0.717	0.731	0.745	0.760	0.774	0.788
4200	0.691	0.705	0.720	0.735	0.749	0.764	0.778	0.793	0.807
4300	0.699	0.714	0.726	0.743	0.756	0.773	0.787	0.802	0.817
4400	0.707	0.722	0.738	0.751	0.768	0.781	0.792	0.811	0.826
4500	0.723	0.738	0.753	0.769	0.784	0.799	0.814	0.829	0.845
4600	0.730	0.745	0.761	0.776	0.791	0.807	0.822	0.838	0.853
4700	0.746	0.761	0.777	0.793	0.809	0.824	0.840	0.856	0.872
4800	0.752	0.768	0.784	0.800	0.816	0.832	0.848	0.863	0.879
4900	0.768	0.784	0.800	0.817	0.833	0.849	0.865	0.881	0.898
5000	0.774	0.790	0.807	0.823	0.839	0.856	0.872	0.888	0.905
5100	0.790	0.806	0.823	0.840	0.856	0.873	0.889	0.906	0.923
5200	0.795	0.812	0.828	0.845	0.862	0.879	0.896	0.912	0.929
5300	0.810	0.827	0.844	0.862	0.878	0.896	0.913	0.930	0.947
5400	0.815	0.832	0.849	0.867	0.884	0.901	0.918	0.935	0.953
5500	0.820	0.837	0.854	0.871	0.889	0.906	0.923	0.940	0.958
5600	0.834	0.852	0.870	0.887	0.905	0.922	0.940	0.957	0.975
5700	0.838	0.856	0.874	0.891	0.909	0.927	0.944	0.962	0.980
5800	0.853	0.871	0.889	0.907	0.925	0.943	0.961	0.979	0.997
5900	0.856	0.874	0.892	0.911	0.928	0.947	0.965	0.983	1.001
6000	0.871	0.889	0.908	0.926	0.944	0.963	0.981	0.999	1.018
6200	0.888	0.906	0.925	0.944	0.963	0.981	1.000	1.019	1.038
6400	0.904	0.923	0.942	0.961	0.980	0.999	1.019	1.037	1.057
6600	0.907	0.926	0.945	0.964	0.983	1.002	1.022	-	-
6800	0.921	0.940	0.960	0.979	0.999	-	-	-	-
7000	0.935	0.954	0.974	0.994	-	-	-	-	-

表17 T20型带基准额定功率(Datum Rating Power) P_0 , KW

n _r /min	Z1											
	15	16	17	18	19	20	21	22	23	24	25	26
100	0.036	0.039	0.041	0.044	0.046	0.049	0.051	0.053	0.056	0.058	0.061	0.063
200	0.067	0.072	0.077	0.081	0.086	0.091	0.095	0.100	0.105	0.109	0.114	0.118
300	0.096	0.103	0.109	0.116	0.123	0.129	0.136	0.142	0.149	0.156	0.162	0.169
400	0.122	0.130	0.138	0.147	0.155	0.163	0.172	0.180	0.188	0.197	0.205	0.214
500	0.146	0.156	0.166	0.176	0.186	0.196	0.206	0.216	0.226	0.236	0.246	0.256
600	0.171	0.183	0.195	0.206	0.218	0.230	0.241	0.253	0.265	0.277	0.289	0.300
700	0.191	0.204	0.218	0.231	0.244	0.257	0.270	0.283	0.296	0.310	0.323	0.336
800	0.209	0.223	0.238	0.252	0.266	0.281	0.295	0.310	0.324	0.338	0.353	0.367
900	0.224	0.240	0.255	0.271	0.286	0.302	0.317	0.332	0.348	0.363	0.379	0.394
1000	0.238	0.254	0.270	0.287	0.303	0.319	0.335	0.352	0.368	0.384	0.401	0.417
1100	0.259	0.276	0.294	0.312	0.330	0.348	0.365	0.383	0.401	0.419	0.436	0.454
1200	0.277	0.295	0.315	0.334	0.352	0.372	0.390	0.409	0.428	0.448	0.466	0.485
1300	0.296	0.317	0.337	0.358	0.378	0.398	0.418	0.439	0.459	0.480	0.500	0.520
1400	0.313	0.334	0.356	0.377	0.399	0.420	0.441	0.463	0.484	0.506	0.527	0.549
1500	0.328	0.350	0.373	0.395	0.418	0.441	0.463	0.485	0.508	0.531	0.553	0.576
1600	0.342	0.366	0.389	0.413	0.436	0.460	0.483	0.507	0.530	0.554	0.577	0.601
1700	0.359	0.384	0.409	0.434	0.458	0.483	0.507	0.532	0.557	0.582	0.606	0.631
1800	0.376	0.402	0.428	0.454	0.480	0.506	0.531	0.557	0.583	0.609	0.635	0.661
1900	0.388	0.415	0.442	0.468	0.495	0.522	0.548	0.575	0.601	0.628	0.655	0.681
2000	0.404	0.432	0.459	0.487	0.515	0.543	0.570	0.598	0.626	0.654	0.681	0.709
2200	0.434	0.464	0.493	0.523	0.553	0.583	0.612	0.642	0.672	0.702	0.732	0.762
2400	0.462	0.493	0.525	0.557	0.589	0.621	0.652	0.684	0.716	0.747	0.779	0.811
2600	0.488	0.521	0.555	0.589	0.622	0.656	0.689	0.723	0.756	0.790	0.823	0.857
2800	0.506	0.540	0.575	0.610	0.644	0.679	0.713	0.749	0.783	0.818	0.853	0.887
3000	0.527	0.564	0.600	0.636	0.672	0.709	0.744	0.781	0.817	0.854	0.890	0.926
3200	0.547	0.585	0.623	0.660	0.698	0.736	0.772	0.811	0.848	0.886	0.923	0.961
3400	0.565	0.604	0.643	0.682	0.721	0.760	0.798	0.837	0.876	0.915	0.954	0.993
3600	0.582	0.621	0.662	0.701	0.741	0.781	0.821	0.861	0.901	0.941	0.981	1.021
3800	0.596	0.637	0.678	0.719	0.759	0.801	0.841	0.882	0.923	0.964	1.005	1.046
4000	0.608	0.650	0.692	0.734	0.775	0.817	0.858	0.901	0.942	0.984	1.026	1.06

表17 T20型帶基準額定功率(Datum Rating Power) P_0 , KW(續)

n _r /r/min	Z1											
	27	28	29	30	31	32	33	34	35	36	37	38
100	0.066	0.068	0.071	0.073	0.076	0.078	0.081	0.083	0.086	0.088	0.091	0.093
200	0.123	0.128	0.132	0.137	0.142	0.146	0.151	0.156	0.160	0.165	0.169	0.174
300	0.176	0.182	0.189	0.195	0.202	0.209	0.215	0.222	0.228	0.235	0.242	0.248
400	0.222	0.230	0.239	0.247	0.255	0.264	0.272	0.280	0.289	0.297	0.305	0.314
500	0.267	0.277	0.287	0.297	0.307	0.317	0.327	0.337	0.347	0.357	0.367	0.377
600	0.312	0.324	0.336	0.347	0.359	0.371	0.383	0.394	0.406	0.418	0.430	0.441
700	0.349	0.362	0.375	0.388	0.401	0.415	0.428	0.441	0.454	0.467	0.480	0.493
800	0.381	0.396	0.410	0.425	0.439	0.453	0.468	0.482	0.496	0.511	0.525	0.539
900	0.410	0.425	0.440	0.456	0.471	0.487	0.502	0.518	0.533	0.548	0.564	0.579
1000	0.433	0.450	0.466	0.482	0.499	0.515	0.531	0.548	0.564	0.580	0.597	0.613
1100	0.472	0.490	0.508	0.525	0.543	0.561	0.579	0.596	0.614	0.632	0.650	0.668
1200	0.505	0.524	0.542	0.562	0.581	0.599	0.618	0.638	0.656	0.676	0.695	0.713
1300	0.541	0.561	0.582	0.602	0.622	0.643	0.663	0.684	0.704	0.724	0.745	0.765
1400	0.570	0.592	0.613	0.635	0.656	0.678	0.699	0.721	0.742	0.764	0.785	0.807
1500	0.598	0.621	0.643	0.666	0.688	0.711	0.733	0.756	0.778	0.801	0.823	0.846
1600	0.624	0.648	0.671	0.695	0.718	0.742	0.765	0.789	0.812	0.836	0.859	0.883
1700	0.656	0.680	0.705	0.730	0.755	0.779	0.804	0.829	0.853	0.878	0.903	0.927
1800	0.687	0.712	0.738	0.764	0.790	0.816	0.842	0.868	0.893	0.919	0.945	0.971
1900	0.708	0.735	0.761	0.788	0.815	0.842	0.868	0.895	0.922	0.948	0.975	1.002

表17 T20型带基准额定功率(Datum Rating Power)P₀，KW(续)

n ₁ ,r/min		Z1											
		27	28	29	30	31	32	33	34	35	36	37	38
	2000	0.737	0.765	0.792	0.820	0.848	0.876	0.903	0.931	0.959	0.987	1.014	1.042
	2200	0.792	0.821	0.851	0.881	0.911	0.940	0.970	1.000	1.030	1.060	1.090	1.119
	2400	0.843	0.874	0.906	0.938	0.970	1.001	1.033	1.065	1.096	1.128	1.160	1.192
	2600	0.890	0.927	0.957	0.991	1.024	1.058	1.091	1.125	1.158	1.192	1.226	1.259
	2800	0.922	0.957	0.992	1.037	1.061	1.096	1.131	1.165	1.200	1.235	1.270	1.304
	3000	0.962	0.998	1.035	1.071	1.107	1.143	1.179	1.216	1.252	1.288	1.325	1.361
	3200	0.999	1.036	1.074	1.112	1.149	1.187	1.224	1.262	1.299	1.337	1.375	1.412
	3400	1.032	1.070	1.109	1.148	1.187	1.226	1.264	1.304	1.342	1.381	1.420	1.459
	3600	1.061	1.101	1.141	1.181	1.221	1.126	1.301	1.341	1.381	1.421	1.461	1.500
	3800	1.087	1.128	1.169	1.210	1.251	1.292	1.332	1.374	1.414	1.456	1.496	-
	4000	1.110	1.151	1.193	1.235	1.277	1.318	1.360	1.402	1.444	-	-	-
	4200	1.129	1.171	1.214	1.256	1.299	1.341	1.383	-	-	-	-	-
	4400	1.163	1.207	1.251	1.295	1.339	-	-	-	-	-	-	-
	4600	1.196	1.241	1.286	-	-	-	-	-	-	-	-	-
	4800	1.228	-	-	-	-	-	-	-	-	-	-	-

n ₁ ,r/min		Z1											
		39	40	41	42	43	44	45	46	47	48	49	50
	100	0.096	0.098	0.101	0.103	0.106	0.108	0.111	0.113	0.166	0.118	0.120	0.123
	200	0.179	0.183	0.188	0.193	0.197	0.202	0.207	0.211	0.216	0.220	0.225	0.230
	300	0.255	0.261	0.268	0.275	0.281	0.288	0.295	0.301	0.308	0.314	0.321	0.328
	400	0.322	0.331	0.339	0.347	0.356	0.364	0.372	0.381	0.389	0.397	0.406	0.414
	500	0.387	0.397	0.407	0.417	0.427	0.437	0.447	0.457	0.467	0.477	0.487	0.497
	600	0.453	0.465	0.477	0.488	0.500	0.512	0.524	0.535	0.547	0.559	0.571	0.582
	700	0.507	0.520	0.533	0.546	0.559	0.572	0.585	0.599	0.612	0.625	0.638	0.651
	800	0.554	0.568	0.582	0.597	0.611	0.626	0.640	0.654	0.669	0.683	0.697	0.712
	900	0.592	0.610	0.626	0.641	0.656	0.672	0.687	0.703	0.718	0.733	0.749	0.764
	1000	0.629	0.646	0.662	0.678	0.695	0.711	0.727	0.744	0.760	0.776	0.793	0.809
	1100	0.685	0.703	0.721	0.749	0.756	0.774	0.792	0.810	0.828	0.845	0.863	0.881
	1200	0.733	0.752	0.770	0.789	0.809	0.827	0.846	0.866	0.884	0.903	0.923	0.941
	1300	0.785	0.806	0.826	0.846	0.867	0.887	0.908	0.928	0.948	0.969	0.989	1.009
	1400	0.828	0.850	0.871	0.893	0.914	0.936	0.957	0.979	1.000	1.021	1.043	1.064
	1500	0.869	0.891	0.913	0.936	0.959	0.981	1.004	1.026	1.049	1.071	1.094	1.116
	1600	0.906	0.930	0.953	0.977	1.000	1.024	1.047	1.071	1.094	1.118	1.141	1.165
	1700	0.952	0.977	1.001	1.026	1.051	1.076	1.100	1.125	1.150	1.174	1.199	1.224
	1800	0.997	1.023	1.048	1.074	1.100	1.126	1.152	1.178	1.204	1.229	1.255	1.281
	1900	1.028	1.055	1.082	1.108	1.135	1.162	1.188	1.215	1.242	1.268	1.295	1.322
	2000	1.070	1.098	1.125	1.153	1.181	1.209	1.236	1.264	1.292	1.319	1.347	1.375
	2200	1.149	1.179	1.209	1.238	1.268	1.298	1.328	1.358	1.388	1.417	1.447	1.477
	2400	1.223	1.255	1.287	1.318	1.350	1.382	1.414	1.446	1.477	1.509	1.541	1.572
	2600	1.293	1.326	1.360	1.393	1.427	1.460	1.494	1.527	1.561	1.594	1.628	-
	2800	1.339	1.374	1.409	1.443	1.478	1.513	1.547	1.582	1.617	-	-	-
	3000	1.397	1.433	1.469	1.506	1.542	1.578	1.614	-	-	-	-	-
	3200	1.450	1.488	1.525	1.563	1.600	-	-	-	-	-	-	-
	3400	1.498	1.537	1.575	-	-	-	-	-	-	-	-	-
	3600	1.541	-	-	-	-	-	-	-	-	-	-	-

n ₁ ,r/min		Z1											
		51	52	53	54	55	56	57	58	59	60	61	
	100	0.125	0.128	0.130	0.133	0.135	0.138	0.140	0.145	0.145	0.148	0.150	
	200	0.234	0.239	0.244	0.248	0.253	0.258	0.262	0.267	0.271	0.276	0.281	
	300	0.334	0.341	0.347	0.354	0.361	0.367	0.374	0.380	0.387	0.394	0.400	
	400	0.422	0.431	0.439	0.448	0.456	0.464	0.473	0.481	0.489	0.498	0.506	
	500	0.507	0.518	0.528	0.538	0.548	0.558	0.568	0.578	0.588	0.598	0.608	
	600	0.594	0.606	0.618	0.629	0.641	0.653	0.665	0.676	0.688	0.700	0.712	
	700	0.664	0.677	0.691	0.704	0.717	0.730	0.743	0.756	0.769	0.783	0.796	
	800	0.726	0.741	0.755	0.769	0.784	0.798	0.812	0.827	0.841	0.855	0.870	
	900	0.780	0.795	0.811	0.826	0.842	0.857	0.872	0.888	0.903	0.919	0.934	
	1000	0.825	0.842	0.858	0.874	0.891	0.907	0.923	0.939	0.956	0.972	0.988	
	1100	0.899	0.916	0.934	0.952	0.970	0.987	1.005	1.023	1.041	1.059	1.076	
	1200	0.960	0.980	0.999	1.017	1.037	1.056	1.074	1.094	1.113	1.131	1.150	
	1300	1.030	1.050	1.071	1.091	1.111	1.132	1.152	1.172	1.193	1.213	1.233	
	1400	1.086	1.107	1.129	1.150	1.172	1.193	1.215	1.236	1.258	1.279	1.301	
	1500	1.139	1.161	1.184	1.206	1.229	1.251	1.274	1.296	1.319	1.341	1.364	
	1600	1.188	1.212	1.235	1.259	1.282	1.306	1.329	1.353	1.376	1.400	1.423	
	1700	1.248	1.273	1.298	1.323	1.347	1.372	1.397	1.421	1.446	1.471	1.495	
	1800	1.307	1.333	1.359	1.385	1.411	1.436	1.462	1.488	1.514	1.540	1.566	
	1900	1.348	1.375	1.402	1.428	1.455	1.482	1.508	1.535	1.562	1.588	1.615	
	2000	1.403	1.431	1.458	1.486	1.514	1.542	1.569	1.597	1.625	1.652	1.680	
	2200	1.507	1.537	1.566	1.596	1.626	1.656	1.686					
	2400	1.604	1.636	1.668									

表17 T20型带基准额定功率(Datum Rating Power)P₀，KW(续)

n ₁ ,r/min	Z1												
	62	63	64	65	66	67	68	69	70	71	72	73	74
100	0.153	0.155	0.158	0.160	0.463	0.165	0.168	0.170	0.173	0.175	0.177	0.180	0.180
200	0.285	0.290	0.294	0.298	0.303	0.308	0.314	0.319	0.323	0.327	0.332	0.337	0.341
300	0.406	0.413	0.419	0.425	0.431	0.438	0.445	0.451	0.457	0.464	0.470	0.477	0.483
400	0.516	0.525	0.533	0.542	0.550	0.558	0.567	0.575	0.583	0.591	0.599	0.607	0.615
500	0.618	0.627	0.637	0.647	0.657	0.667	0.687	0.698	0.697	0.707	0.717	0.727	0.737
600	0.723	0.735	0.747	0.758	0.770	0.782	0.794	0.806	0.817	0.829	0.841	0.853	0.864
700	0.809	0.822	0.834	0.847	0.860	0.872	0.885	0.898	0.911	0.924	0.937	0.949	0.962
800	0.885	0.899	0.914	0.929	0.943	0.958	0.973	0.987	1.002	1.016	1.030	1.044	1.058
900	0.950	0.965	0.981	0.996	1.012	1.027	1.042	1.057	1.072	1.087	1.102	1.118	1.133
1000	1.004	1.020	1.036	1.053	1.069	1.085	1.101	1.118	1.134	1.150	1.167	1.183	1.199
1100	1.094	1.111	1.129	1.147	1.165	1.183	1.200	1.218	1.236	1.253	1.271	1.289	1.307
1200	1.169	1.187	1.207	1.226	1.244	1.264	1.283	1.301	1.321	1.340	1.359	1.378	1.397
1300	1.253	1.273	1.293	1.314	1.334	1.354	1.374	1.395	1.415	1.435	1.456	1.476	1.496
1400	1.322	1.344	1.365	1.387	1.408	1.430	1.451	1.473	1.494	1.516	1.537	1.559	1.580
1500	1.386	1.408	1.431	1.454	1.476	1.499	1.521	1.544	1.566	1.589	1.611	1.634	1.656
1600	1.447	1.470	1.494	1.517	1.541	1.564	1.588	1.611	1.635	1.658	1.682	1.705	1.729
1700	1.519	1.544	1.569	1.593	1.61	1.642	1.666	1.691	1.715	-	-	-	-
1800	1.592	1.618	1.643	1.668	-	-	-	-	-	-	-	-	-

n ₁ ,r/min	Z1												
	75	76	77	78	79	80	81	82	83	84	85	86	87
100	0.158	0.187	0.189	0.193	0.195	0.198	0.200	0.203	0.205	0.208	0.210	0.213	0.215
200	0.346	0.351	0.355	0.360	0.365	0.369	0.373	0.378	0.383	0.387	0.391	0.396	0.401
300	0.490	0.496	0.503	0.509	0.516	0.522	0.529	0.535	0.542	0.548	0.555	0.561	0.568
400	0.623	0.631	0.639	0.647	0.653	0.662	0.670	0.679	0.687	0.695	0.703	0.711	0.720
500	0.747	0.757	0.767	0.777	0.787	0.797	0.807	0.817	0.827	0.837	0.847	0.857	0.867
600	0.876	0.888	0.899	0.911	0.923	0.935	0.946	0.958	0.970	0.981	0.993	1.005	1.016
700	0.975	0.988	1.001	1.014	1.027	1.040	1.053	1.066	1.079	1.092	1.105	1.118	1.131
800	1.072	1.086	1.100	1.114	1.128	1.142	1.156	1.170	1.184	1.198	1.212	1.226	1.240
900	1.148	1.163	1.178	1.193	1.208	1.225	1.240	1.254	1.268	1.282	1.297	1.311	1.326
1000	1.215	1.231	1.247	1.254	1.270	1.286	1.302	1.319	1.335	1.351	1.367	1.383	1.399
1100	1.324	1.342	1.360	1.377	1.395	1.412	1.430	1.448	1.466	1.484	1.502	1.520	1.537
1200	1.416	1.435	1.454	1.473	1.492	1.509	1.528	1.547	1.566	1.585	1.604	1.623	1.642
1300	1.516	1.537	1.557	1.577	1.597	1.617	1.637	1.658	1.678	1.698	1.718	1.738	1.758
1400	1.602	1.624	1.645	1.667	1.688	1.709	1.731	1.753	1.774	1.796	1.818	-	-
1500	1.679	1.701	1.724	1.746	1.769	1.791	-	-	-	-	-	-	-
1600	1.753	-	-	-	-	-	-	-	-	-	-	-	-

n ₁ ,r/min	Z1												
	88	89	90	91	92	93	94	95	96	97	98	99	100
100	0.218	0.220	0.223	0.225	0.228	0.230	0.233	0.235	0.238	0.240	0.243	0.245	0.248
200	0.406	0.410	0.415	0.420	0.424	0.429	0.434	0.439	0.443	0.448	0.452	0.457	0.462
300	0.574	0.580	0.586	0.593	0.599	0.606	0.612	0.619	0.626	0.633	0.639	0.646	0.650
400	0.729	0.738	0.746	0.754	0.762	0.770	0.778	0.786	0.794	0.802	0.810	0.818	0.826
500	0.877	0.887	0.897	0.907	0.917	0.927	0.937	0.947	0.957	0.967	0.977	0.987	0.997
600	1.027	1.038	1.050	1.062	1.073	1.084	1.096	1.107	1.118	1.129	1.140	1.151	1.162
700	1.154	1.167	1.170	1.183	1.196	1.209	1.222	1.235	1.248	1.261	1.274	1.287	1.300
800	1.254	1.268	1.282	1.296	1.310	1.324	1.338	1.352	1.366	1.380	1.394	1.408	1.422
900	1.340	1.355	1.369	1.383	1.397	1.412	1.427	1.442	1.456	1.471	1.496	1.510	1.525
1000	1.416	1.432	1.448	1.464	1.480	1.496	1.512	1.528	1.544	1.560	1.576	1.592	1.608
1100	1.555	1.573	1.591	1.608	1.626	1.644	1.661	1.679	1.697	1.715	1.732	1.749	1.767
1200	1.661	1.680	1.699	1.718	1.737	1.756	1.775	1.794	1.813	1.832	1.851	1.870	1.889
1300	1.778	1.798	1.818	1.838	1.858	-	-	-	-	-	-	-	-

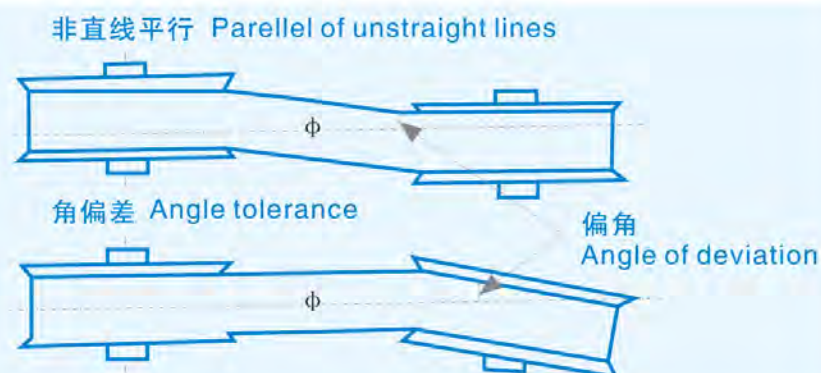
带传动的安装、维护、失效模式及纠正措施

The installation,maintenance, failure mode,and correcting measures of belt transmission

一、带传动的正确安装 (The correct installation of belt)

- (1) 关掉电源，卸下防护罩，旋松马达的装配螺栓。移动马达使皮带足够松弛，不需撬开就能取下皮带，千万不要把皮带撬下来。
Switch off the power, remove the protective cap,loosen the assembly bolt. Move the motor to make the belt loose, you can take off the belt without prying, prying the belt off is not allowed.
- (2) 取下旧皮带，检查是否有异常磨损。过度的磨损可能就意味着传动装置的设计或保养上存在问题。
Take off the old belt, then check if there is any abnormal wear and tear. Excessive wear and tear may indicate there are some problems with the design or maintenance.
- (3) 选择合适的皮带替换。
Choose the proper belt for changing.
- (4) 清洁皮带及皮带轮，应将抹布沾少许不易挥发的液体擦拭，在清洁剂中浸泡或者使用清洁剂刷洗皮带均是不可取的。为除去油污及污垢，用砂纸擦或用尖锐的物体刮，显然也是不可取的。皮带在安装使用前必须保持干燥。
Clean the belt and the pulley,use a cloth with some liquid which can't volatilize easily to wipe. Soaking in the cleanser or brush the belt with cleanser are not good; use the sand paper or sharp subject to scratch are not Proper. The belt must be dry before using.
- (5) 检查皮带轮是否有异常磨损或裂纹，如果磨损过量，则必须更换带轮。
Check the pulley if there is any abnormal wear and tear or crack, if the wear and tear is excessive, the pulley must be changed.
- (6) 检查带轮是否成直线对称。皮带轮成直线对称于传动带特别是同步皮带传动装置的运转是至关重要的。(见图1)
Check the pulley to see if it is symmetrical of straight line, this is very important for the performance of the transmission especially for the timing belt drive.

图1 皮带轮不对称图示
Non-symmetry pulleys



- (7) 检查其余的传动装置部件，如轴承和轴套的对称，耐用性及润滑情况等。
Check the rest parts of the driving device, for example,the symmetry of the bearing and the bearing boot,durability and lubrication,etc.
- (8) 在皮带轮上安装新的皮带，绝不要撬或用力过猛。
When installing a new belt on the pulley,prying or using too much force is not allowed.
- (9) 调紧传动装置的中心距，直至张力测量仪测出皮带张力适当为止。用手转线圈主动轮，重测张力。
Adjust and tighten the central distance of the driving device, until the tension is proper measured by the tension gauge. Use hand to rotate the driving pulley for several rounds and measures the tension again.
- (10) 拧紧马达的装置螺栓，纠正扭矩。由于传动装置在运作时中心距的任何变化都会导致皮带性能不良，故务必要确保所有传动装置部件均已拧紧。
Tighten the assembly bolt of the motor, correct the torque,because any change of the central distance will cause the bad property of the belt. Please ensure the driving device are all tightened.
- (11) 启动装置并观察皮带性能，察看是否有异常振动，细听是否有异常噪音。最好是关掉机器，检查轴承及马达的状况；若是摸上去觉得太热，可能是皮带太紧，或是轴承不对称，或润滑不正确。
Switch on the power and observe the property of the belt if there is any unusual vibration, listen carefully to see if there are any unusual noises. If yes you'd better turn off the machine, then check the condition of bearing and motor, if the temperature is very high, maybe because the belt is too tight or the bearing is not symmetrical. or the lubrication is not Correct.

二、带和带轮的维护

Belt and pulley maintenance

- (1) 传动带不应折扭和急剧弯曲，同步带的最小弯曲直径D见图2、表2。
The belt can't be crimped and bend sharply, the minimum bending diameter:see the Figure 2,Chart 2.
- (2) 在贮存和运输过程中，避免阳光直射、雨雪浸淋；防止与酸、碱、有机溶剂、水蒸气等影响产品性能的物质接触。
During the process of the storage and transportation, Keep the belt and the pulley out of direct sunlight, not get wet from rain and snow, prevent it from touching the acid, alkali, organic solvent and steam etc, which can influence property of the belt.
- (3) 常温下贮存，一般温度为-20~50；并距热源至少一米以外。
Storage under the usual temperature, from -20°C~50°C,and keep it away from heat source at lest 1 meter.
- (4) 贮存期间要防止承受过大的重量而变形，不得折压堆放，不得将带直接放在地上，应将带悬挂在架子或平整地放在货架上。
During the storage, it can't be piled up, for the weight might cause the change of the shape,and it can't be placed on the ground Directly, it should be hanged on the shelf or put on the shelf.
- (5) 带轮成品应在干燥和通风的环境中贮存和运输，带轮成品应进行防锈处理。
The finished pulley should be stored and transported under a dry and ventilated Environment, and the anti-rust procesing is also needed.
- (6) 带传动装置应加防护罩，并保证通风和排污。
The belt driving device should have a protective cap, and the discharge of the pollution and ventilation must be assured.



表2 同步带的最小弯曲直径
Chart 2 The miniumum Crimp diameter of timing belt

图2 同步带的最小弯曲直径
Figure 2 The miniumum Crimp diameter of timing belt

带型 Type	允许最小弯曲直径 D, mm The miniumum crimp diameter allowed
MXL,XXL,T2.5	15
XL,T5 AT5	15
L, T10 AT10	20
H	40
XH, T20 AT20	70
XXH	100
3M S2M, S3M, P3M	15
5M S4.5M, S5M, P5M	25
8M S8M P8M	40
14M S14M P14M	80

同步带失效的原因及纠正措施

失效模式	原因	纠正措施
带断裂	1. 过载; 2. 从动轮惯性过大; 3. 带轮直径过小; 4. 预紧力过大; 5. 带折扭, 操作不良; 6. 过大的冲击载荷; 7. 带爬上挡圈; 8. 碎片或外来物体落入传动装置内。	1. 检查设计, 选择正确带宽; 2. 选择正确的带轮; 3. 重新设计传动啮合齿数; 4. 调整合适的预紧力; 5. 储存运输安装细心操作; 6. 防止意外故障, 变更设计; 7. 调整轴平行度, 检查挡圈; 8. 清理污物和检查防护挡板。
带边过度磨损	1.带轮不平行; 2.轴承部位刚度不够; 3.挡圈弯曲; 4.挡圈表面粗糙; 5.带碰触传动装置的防护挡板或支架。	1.调整平行度; 2.增加刚度, 确实固定; 3.修正或更换挡圈; 4.修正或更换挡圈; 5.检查防护挡板或支架。
带齿过度磨损	1.过载; 2.预紧力过大; 3.轮齿表面粗糙; 4.带轮严重径向跳动; 5.粉尘或沙粒; 6.剧烈振动; 7.过多污物落入传动装置内。	1.检查设计, 选择正确带宽; 2.调整合适的预紧力; 3.检查、调整表面粗糙度; 4.检查、调整径向圆跳动; 5.避免杂物混入; 6.调整结构或使用减振装置; 7.清理污物。
带齿剪断	1.过载或过大冲击载荷; 2.啮合齿数不够, 小于6个齿啮合或带齿数是轮齿数的倍数; 3.预紧力过小; 4.带轮直径过小; 5.环境温度过高或油等其它杂物混入; 6.受到意外事故停转, 负荷突然增大。	1.检查设计; 2.检查设计, 使带齿数为奇数; 3.调整预紧力; 4.增大带轮直径; 5.改变环境温度, 使用防护罩; 6.检查设备, 防止再次发生意外事故。
带纵裂	1.带跑出带轮; 2.带跑偏到挡圈上; 3.安装时带切在挡圈上。	1.调整平行度; 2.调整平行度, 检查挡圈; 3.安装时注意。
带伸长	1.轴承未可靠固定, 运行时中心距变小; 2.带抗拉层松动; 3.张紧轮松动; 4.带轮磨损; 5.过载。	1.安装时注意或设计时改进结构; 2.更换带; 3.检查张紧轮, 安装时注意; 4.更换带轮; 5.检查设计, 改变带宽。
带背面裂纹或带变软	1.环境温度过高。	1.改变环境温度。
运行噪音过大	1.过载; 2.预紧力过大; 3.带轮不平行; 4.带轮直径比带宽小; 5.带和带轮啮合不良。	1.检查设计; 2.调整预紧力; 3.调整平行度, 安装时校准; 4.检查设计; 5.检查带和带轮。

The reasons, resolutions and preventive measures of belt failure.
The reasons and corrective measures.

The mode of failure	Reasons	Corrective measures
Belt crack	1.Overload 2.The inertia of the driven pulley is too much. 3.The diameter of the pulley is too small. 4.The initial tension is too much. 5.Folding and twisting of the belt for improper operation. 6.The shock load is too much. 7.The belt climbs to the protective ring. 8.Broken pieces or other matters fall into the driving device.	1.Check the design,choose the corrct belt width. 2.Choose the correct pulley 3.Redesign numbers of the meshing teeth. 4.Adjust the proper initial tension. 5.Careful operation when storing and transporting. 6.Prevent unexpected accident from happening, change the design. 7.Adjust the parallelism of the axis,check the protective ring. 8.Clean the pollutant and check the protective fender.
Excessive wear and tear of the belt sides	1.Pulleys are not parallel. 2.The rigidity of the bear is not enough. 3.The protective ring is out of shape. 4.The rough surface of the protective ring. 5.The belt touches the protective fender or stand of the gear.	1.Adjust the parallelism. 2.Strengthen the rigidity and make it fixed. 3.Correct or change the protective ring. 4.Correct or change the protective ring. 5.Check the protective fender or stand
Excessive wear and tear of the belt teeth	1.Overload. 2.Too much initial tension. 3.The rough surface of the groove. 4.Severe vertical jump of the pulley. 5.Dust or pieces of sand. 6.Violent vibration. 7.Too much pollutant fall into the groove.	1.Check the design, choose the proper belt width. 2.Adjust to proper initial tension. 3.Check and adjust the roughness of the groove's surface. 4.Check and adjust the vertical jump. 5.Avoid other things enter. 6.Adjust the structure or use devices to reduce the vibration. 7.Clear pollutant.
Teeth cutting	1.Overload or the shock load is too much. 2.The meshing teeth are not enough, less than 6 meshing teeth or the numbers of belt teeth is the multiple of the pulley teeth. 3.The initial tension is not enough. 4.The diameter of the pulley is too small. 5.The environmental temperature is too high or oil and other things get in. 6.It shut down because of unexpected accident.The load enlarge suddenly.	1.Check the design. 2.Check the design,and make the number of the teeth be an odd. 3.Adjust the initial tension. 4.Enlarge the diameter of the pulley. 5.Change the environment temperature and use a protective cap. 6.Check the devices,prevent the accident from happening.
Vertical crack of belt	1.Belt runs out of the pulley. 2.Belt runs to the protective ring. 3.When installing , the belt set on the protective ring.	1.Adjust the parsilelism. 2.Adjust the parallelism and check the protective ring. 3.Careful installation
Belt stretch	1. The bear is not fixed well,then the central distance reduced when it works. 2.The tensile members are loose. 3.The tensioning pulley gets loose 4.Pulley wears. 5.Overload.	1.Careful installation or improve the structure when designing 2.Change the belt. 3.Check the tensioning pulley careful when installation. 4.Change the pulley. 5.Check the design, change the belt width.
Crack of the belt back or of the belt becomes soft	The environmental temperature is too high	Change the environmental temperature
Too much running noise	1.Overload. 2.The initial tension is too high. 3.The pulleys are not parallel. 4.The diameter of the pulley is less than the belt width. 5.Belt can't mesh well with the belt teeth.	1.Change the design. 2.Adjust the initial tension. 3.Adjust the parallelism, make it accurate when installing. 4.Check the design. 5.Check the belt and pulley.